



Awnings - All



SPECIFICATIONS

Awnings - Overview




Window Treatments offers a wide range of awnings, systems, fabrics and optional extras. Designed to withstand most adverse weather conditions, the mechanisms on our awnings are tough and extremely reliable, requiring little or no maintenance. Using proven European technology and components as the basis for your awning, we will create exactly what you require giving problem-free assembly, installation and operation.

Awning Types

Italia Box - A radial arm, fully cassetted awning suitable for small, medium and large sized windows. The Italia Box awning can span up to 4.5m and is suitable for most domestic and commercial applications.



Palladio - Palladio is a medium to heavy-duty, cassetted folding arm awning for terraces, balconies, shops and restaurants. Palladio is equipped (as standard) with an aluminium cassette to protect the fabric and the inner tube from the elements. Widths of up to 7m and projections of up to 3.6m are available. Solid design, stainless steel chain and powerful springs enable excellent fabric tension.



Terrazza Awnings are ideal for providing external sun and wind control and mounted "on top" of a pergola, glass or open roof. In special cases Terrazza can be installed under a pergola or glass roof using additional custom made brackets however the system is primarily designed for "on top" installations. The Terrazza awning has been developed using European technology and components can be installed at any angle/pitch (0° - 180°) providing the cassette and front bar are positioned horizontally level. As Terrazza is designed for sun and wind control only, we recommend retracting the awning when rain is imminent.

Operation - Manual or motorised operation available for Italia Box and Palladio awning systems. Motorised only for Terrazza.



Motorisation - Window Treatments' motorised awnings are surprisingly simple and inexpensive. All awning systems can be automated using Somfy's range of motors. These robust motors set the standard for awning automation. Somfy's wide range of weather sensor options include sun, wind and rain control.

An automated awning is capable of extending or retracting automatically when it is needed (Pitch can only be adjusted manually). The benefits of this include protecting your awning from wind damage, making the building appear occupied, and maintaining a comfortable indoor temperature which can reduce cooling costs. A variety of control options are available to suit different automation requirements such as individual control, multiple control, group control, master control or automatic control using weather sensors.

Window Treatments NZ Ltd is an Authorised Somfy Automation Expert. For further information on how a Somfy Automated solution can enhance your design, please contact motorisation@window-treatments.co.nz

Fabrics

A wide variety of colours and fabric options are available for commercial and domestic applications. Our fabrics have excellent U.V. and light fastness protection.

Options Overview

Various options are available to suit your application and/or requirements:



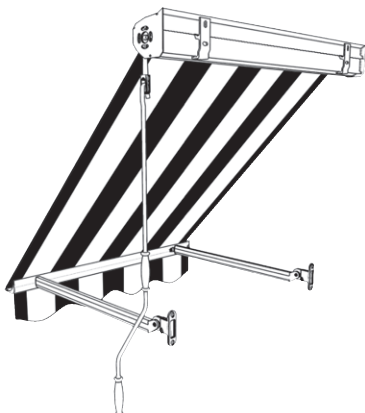
Italia Box Radial Arm Awning

Specifications

Italia Box

Compact radial arm awning

- a popular product for small, medium and large windows



Italia Box is a strong and reliable, fully cassetted radial arm awning suitable for wind speeds up to 35 km/h. Italia Box can be easily controlled from outside and is suitable for private houses, and commercial premises.

The awning has adjustable springs on the radial arms to ensure the best fabric tension for widths up to 4.5m. A stylish aluminium cassette cover and curved front rail enhances the appearance and protects the awning from wind and rain. Italia Box is quick and easy to install on the wall, the top of the window or into a recess. The optimized design and materials of Italia Box ensure a long product life and low maintenance.

Operation

Italia Box can be operated manually by a gear crank drive or by motorization controls. Crank handle lengths are available in 1m, 1.5m or 1.8m, 2.2m to suit the location requirements for manual operation.

Installation

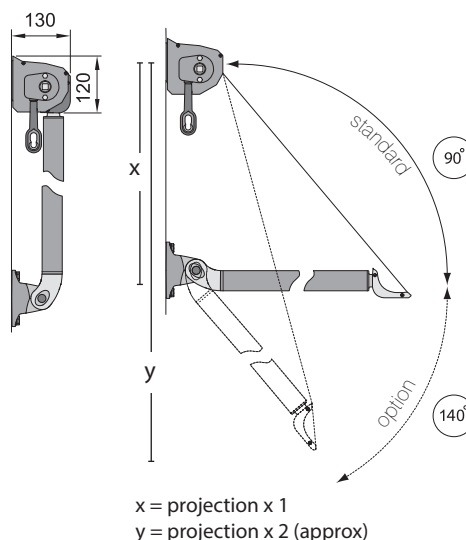
Italia Box awnings can easily be installed directly onto the window architrave, the wall, or under the eaves. We recommend two brackets for awnings up to 2m wide and one additional bracket for every 1.5m in width thereafter.

Radial Arms

Aluminium drop arms with adjustable springs ensure excellent fabric tension.



Installation Dimensions



Components

Manufactured from a selection of anti-corrosive, highly durable materials allows us to offer a comprehensive three year warranty. For installations near coastal areas we recommend washing components and rails with fresh water 3 or 4 times a year.

Dimensions

Standard projection (m): 1.0m and 1.4m
Special projections (less than 1.4m) are available on request (minimum projection is 0.6m).
Minimum width: 1.0m per unit
Maximum width: 4.5m per unit

Optional Extras

Crank Handle



Motion Sensor



Wind Sensor



Sun Sensor



Rain Sensor



Motorisation



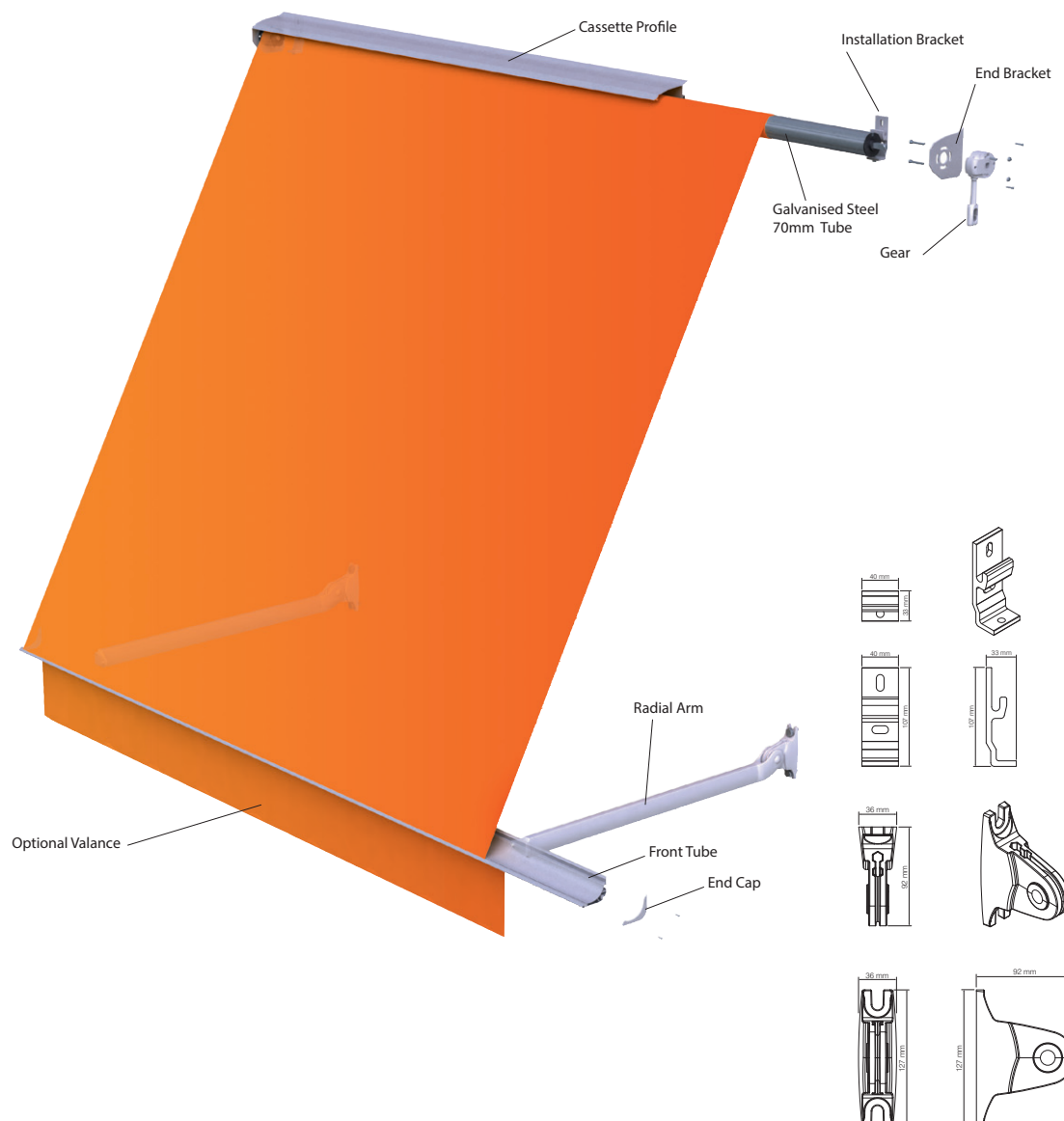
Valance



Italia Box Radial Arm Awning

Specifications continued...

Italia Box Specifications



Description

Range of Application

Italia Box is a compact, fully cassetted radial arm awning suitable for most buildings such as villas, town houses, offices, shops, schools and hospitals.

Operation

External operation with manual gear crank drive or motor. The motor can be completed with automatic controls for example sun and wind sensors.

Installation

The awning can easily be installed directly onto the window architrave, the wall, or under the eaves.

Drop Arms

The arm profiles are manufactured with extruded aluminium. Radial arms incorporate adjustable springs for excellent fabric tension. Drop arms can be lowered up to 140° (Standard angle of 90° pictured above).

Components

Cassette and brackets are manufactured of Aluminium. The removable steel crank handle is powder coated. End caps for front tube are manufactured of Aluminium. Fasteners are manufactured of stainless steel.

Tube

Roller tube (70mm) is manufactured of Galvanised Steel.

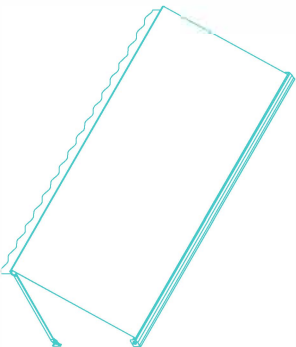
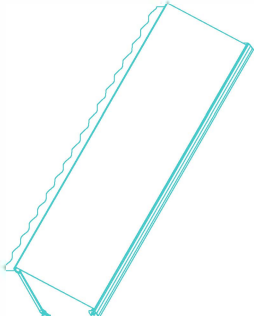



















Standard Colours

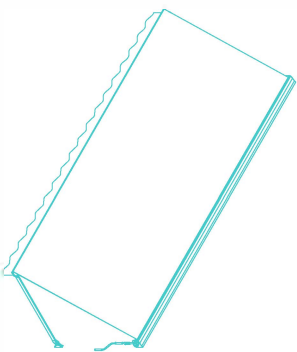
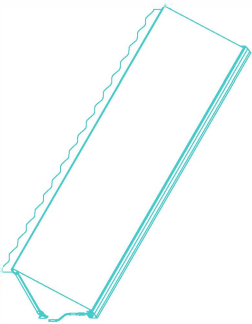







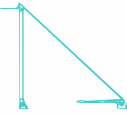
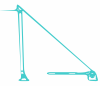

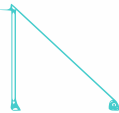
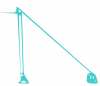



















The following parts are available in our Standard Perla powder coating: cassette profile, front tube, arms, end caps, crank handle.

Special Colours

On request, special colours are available on a limited selection of parts including front tube, cassette profile and brackets. Radial arms are only available in Perla.

Sec. : Awnings
Date : Oct 24

ITALIA BOX Motorised		ITALIA BOX Motorised		ITALIA BOX Motorised	
1400 Projection		1000 Projection		700 Projection	
					
					
					
					
RETRACTED POSITION 1400		RETRACTED POSITION 1000		RETRACTED POSITION 700	
					
					
BRACKETS		BRACKETS		BRACKETS	
					

ITALIA BOX Manual Crank		ITALIA BOX Manual Crank		ITALIA BOX Manual Crank	
1400 Projection		1000 Projection		700 Projection	
					
					
					
					
					
RETRACTED POSITION 1400		RETRACTED POSITION 1000		RETRACTED POSITION 700	
					
					
					
BRACKETS		BRACKETS		BRACKETS	
					
					
					

Motorisation - Italia Box Radial Arm Awning

Motorisation



Window Treatments' motorised awnings are surprisingly simple and inexpensive. All awning systems can be automated using Somfy's range of motors. These robust motors set the standard for awning automation. Somfy's wide range of weather sensor options include sun, wind and rain control.

An automated awning is capable of extending or retracting automatically when it is needed. The benefits of this include protecting your awning from wind damage, making the building appear occupied, and maintaining a comfortable indoor temperature which can reduce cooling costs. A variety of control options are available to suit different automation requirements such as individual control, multiple control, group control, master control or automatic control using weather sensors.

Window Treatments NZ Ltd is an Authorised Somfy Automation Expert. For further information on how a Somfy Automated solution can enhance your design, please contact motorisation@window-treatments.co.nz

Italia Box Motorisation (optional)

Italia Box uses six different types of motors for automation depending on the size of the awning installation. Refer to Motor selection chart.

Motor Selection		Width <2.5m	Width >2.5m	4 Arms
Italia Box	RTS	Altus 10/17	Altus 25/17	Altus 40/17
	WT	Jet 10/17	Gemini 25/17	Mariner 40/17

KEY:

WT = Mechanical switch hardwired to the motor.

RTS = Remote control (handheld or wallmounted)

Maximum Width: 4.5m

Maximum Projection: 1.4m

Performances	Altus 10/17	Jet 10/17	Altus 25/17	Gemini 25/17	Altus 40/17	Mariner 40/17
Torque	10 Nm	10 Nm	25 Nm	25 Nm	40 Nm	40 Nm
Nominal Voltage	230v	230v	230v	230v	230v	230v
Rated Current	0.5 A	0.5 A	0.8 A	0.8 A	1.2 A	1.2 A
Rated Power	120W	120W	170W	170W	270W	270W
Speed	17 RPM	17 RPM	17 RPM	17 RPM	17 RPM	17 RPM
Thermal Protection	4 Min	4 Min	4 Min	4 Min	4 Min	4 Min
Radio Frequency	433.42	433.42	433.42	433.42	433.42	433.42
Sound Level (DB)	47	47	56	56	57	57
Cable Length	3000mm	2500mm	3000mm	2500mm	3000mm	2500mm
IP Rating	IP 44	IP 44	IP 44	IP 44	IP 44	IP 44
Insulation Class	I	I	I	I	I	I

Somfy Sensors

Weather Sensors can be used for automatic control. These include rain, wind and sun sensors. Rain and wind sensors will retract your awning when it is raining, or if wind speeds exceed 35 km/h. The sun sensor works on light level and can be programmed to a specific light level.

Sunis Wirefree RTS Sun Sensor



Wind Sensor



Ondeis Rain Sensor



Remote Control



Hard Wire Switch



Motion Sensor



Sec. : Awnings
Date : Jun 2021

Palladio Folding Arm Awning

Specifications

Palladio

Medium to Heavy-duty Cassetted folding arm awning



Palladio is a medium to heavy-duty cassetted folding arm awning for terraces, balconies, shops and restaurants, designed for sun shading and withstanding wind speeds of up to 35km/h. Palladio is not designed as a rain shelter therefore we recommend retracting the awning when rain is imminent. Solid design, stainless steel chain and powerful springs enable excellent fabric tension. The Pitch (which can only be manually adjusted) allows you to position the angle of the awning for maximum shade comfort whatever the height of the sun. Palladio is equipped (as standard) with an aluminium cassette to protect the fabric and the inner tube from the elements. Widths of up to 7m and projections of up to 3.6m are available. The highest quality materials are used to ensure outstanding performance and reliability at all times. The standard aluminium cassette provides a more attractive appearance and excellent protection of the fabric compared to an "open" folding arm awning.



Operation

There is a choice of manual crank control or motorised control (note: pitch can only be manually adjusted regardless of control choice). Crank handle lengths are available in 1m, 1.5m, 1.8m or 2.2m to suit the location requirements for manual operation. Motorisation allows the awning to be operated using a remote control or automatically controlled by, sun, rain or wind sensors.

Installation

The Palladio awning is designed so it can be easily installed directly on to the wall or under the eaves. The minimum recommended fixing height to the top of the awning (for a 2.1m arm projection awning without overlapping arms) is 2.3m. This increases to 2.5m for a 3.6m arm projection. For overlapping arms fixing height for a 2.1m arm projection is 2.56m and increases up to 3.3m for 3.6m arm projection.

Folding Arms - without overlap

Palladio is a medium to heavy-duty, cassetted folding arm awning for terraces, balconies, shops and restaurants, designed to withstand wind speeds of up to 35km/h. Solid design, stainless steel chain and powerful springs enable excellent fabric tension.



Folding Arms - with overlap

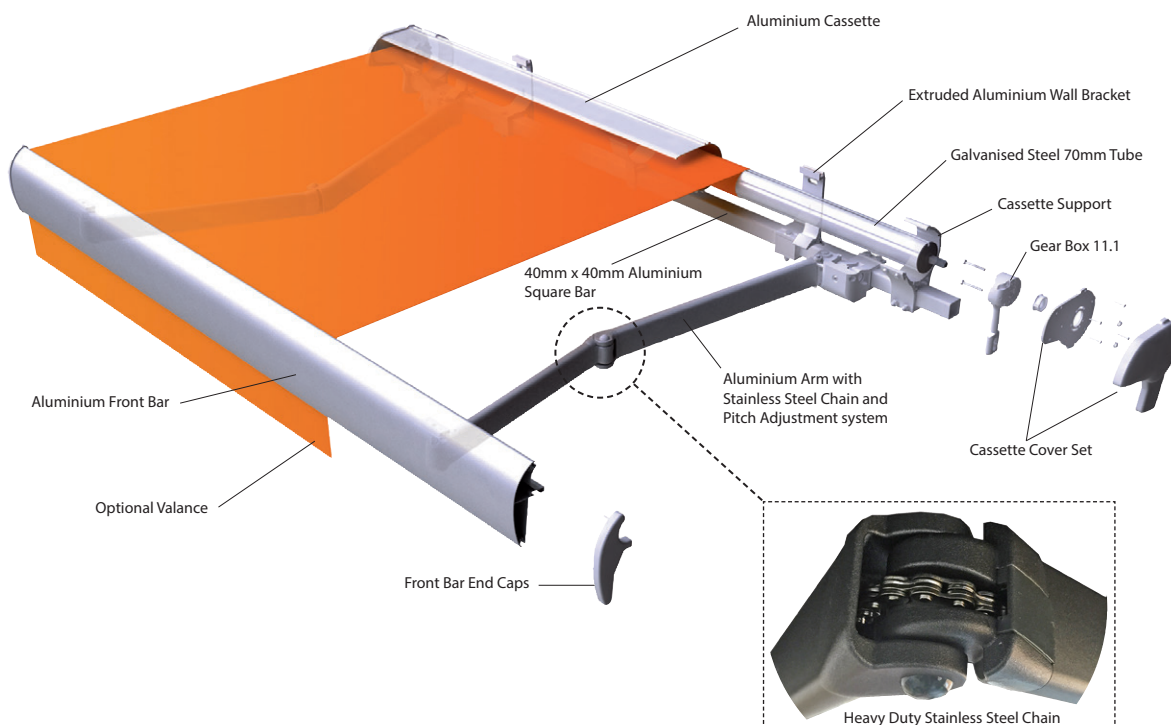
For those situations where a large projection is required but the width of the awning is limited by the installation location, Palladio has the option of "overlapping arms". Overlapping arms enable awnings to be constructed with narrow widths not normally possible with conventional arms. Overlapping arms are available in projections of 2100mm, 2600mm, and 3100mm.



Palladio Folding Arm Awning

Specifications continued

Palladio Specifications



Description

Range of Application

Palladio is a medium to heavy-duty cassetted folding arm awning designed for terraces, bungalows, balconies, kiosks, shops and restaurants.

The projection angle (pitch) is adjustable to any angle between 5° and 50°.

Operation

External operation by a gear crank drive or motorisation controls. The motor can be controlled with a remote control or automatically controlled by sun, wind and rain sensors (note: pitch can only be manually adjusted regardless of control choice).

Installation

The awning can be easily installed directly onto the wall or under the eave. Flexible roof brackets or Rafter Mount brackets are available.

Folding Arms

The arm components are manufactured of pressure die casted aluminium and the arm profiles of extruded aluminium. Heavy-duty springs provide an excellent tension of the fabric and improved awning stability.

Components

The installation brackets, end bracket and cassette supports are manufactured of extruded aluminium. Gears are manufactured of pressure die cast zinc. The removable steel crank handle is powder coated.

Marine grade (316) stainless steel bolts & screws are used in assembly of the awning. Wall fittings are galvanised. Manufactured from a selection of anti-corrosive, highly durable materials allows us to offer a comprehensive three year warranty. For installations near coastal areas

we recommend washing components and rails with fresh water 3 or 4 times a year.

Profiles

The front tube and hood profile are manufactured of extruded aluminium.

Roller tube 70mm is manufactured from galvanised steel. Square tube 40mm x 40mm is manufactured from extruded aluminium with internal strengthening ribs.

Standard Colours

All external parts including, square bar, aluminium rails, arms and crank handle are colour coordinated in your choice of Perla, Bronze or Gun Metal.

Special Colours

On request, special colours are available on a limited selection of parts. These are: square bar and arm supports, aluminium rail, box profile, box supports and front profile, wall and ceiling brackets and overlapping arm supports. All other components (including arms) are only available in Perla, Bronze or Gun Metal.

Dimensions

Top Fix - Depth 240mm, height 226mm.

Face Fix - Depth 225mm, height 205mm with hood.

Rafter Fix - Depth 350mm, height 406mm.

Projection (m): 2.1, 2.6, 3.1 and 3.6 (refer chart overleaf).

Min Width: Non-overlapping arms - 2.6m (2.1m projection)

Overlapping arms - 1.7m (2.1m projection)
Refer to chart overleaf for minimum widths for other projections

Max width: 7.0m.

Sec. : Awnings
Date : Dec 2019

Palladio Folding Arm Awning

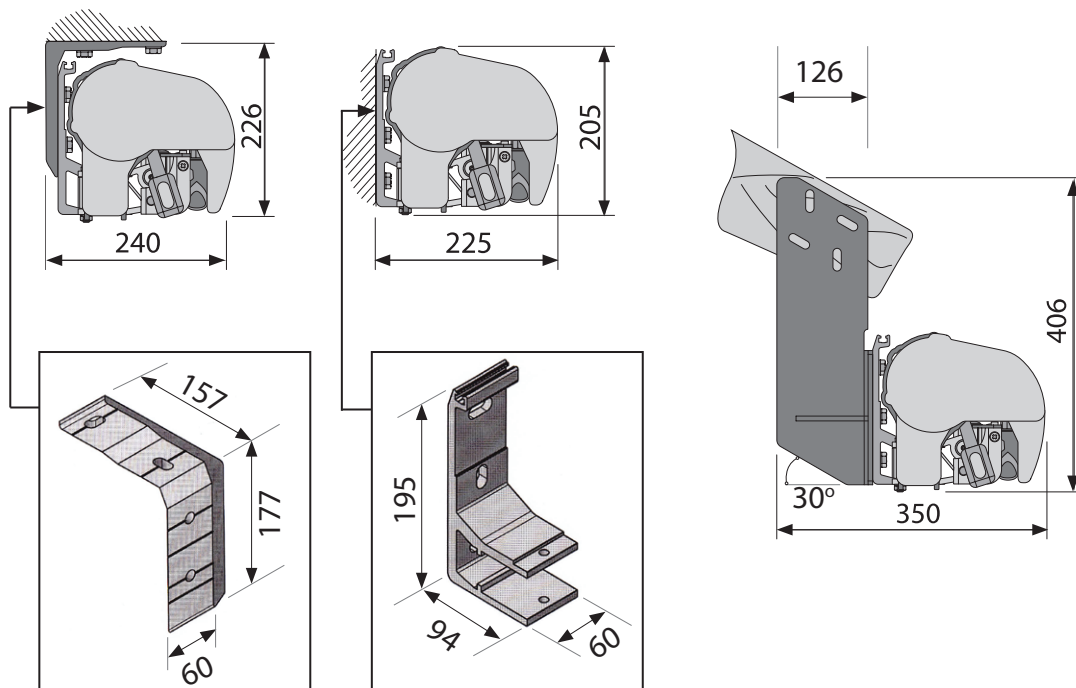
Specifications continued

Installation Dimensions for Crank Handle & Motorised

Palladio Top Fix

Palladio Face Fix

Palladio Rafter Mount



Palladio - Standard Arms (not overlapping)

Minimum widths for each projection of **non overlapping** arms and number of installation brackets for each width ()

Projection (mm)	Minimum width 2 arm awning
2100	2600mm (4 brackets)
2600	3100mm (4 brackets)
3100	3600mm (5 brackets)
3600	4100mm (5 brackets)

Palladio - Overlapping arms

Minimum widths for each projection of **overlapping** arms and number of installation brackets for each width ()

Projection (mm)	Minimum width 2 arm awning
2100	1700mm (3 brackets)
2600	2200mm (4 brackets)
3100	2700mm (4 brackets)
3600	Not available

Optional Extras

Motorisation

Sun Sensor

Rain Sensor

Wind Sensor

Remote Control

Motion Sensor

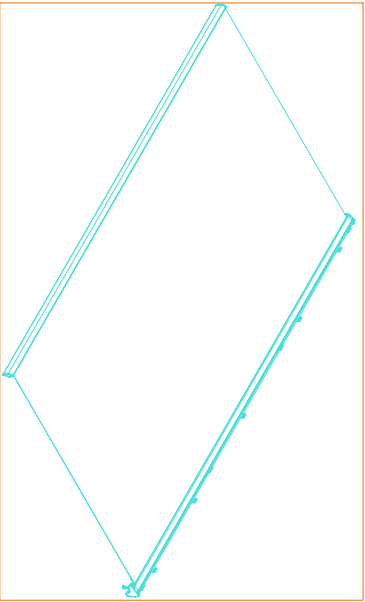

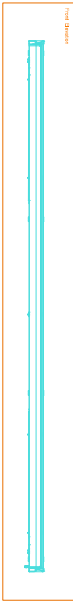


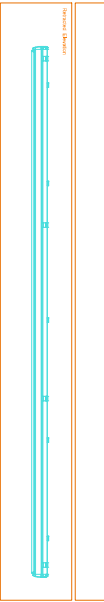


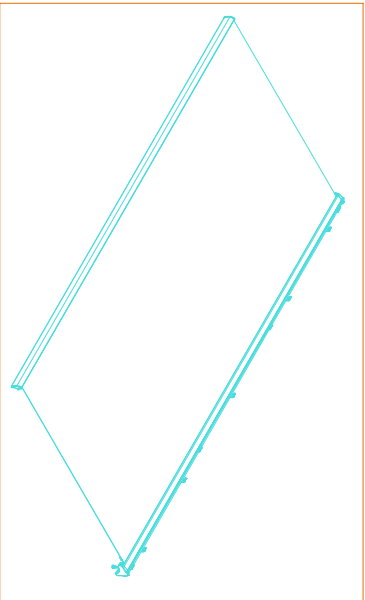

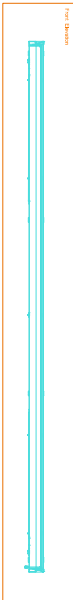

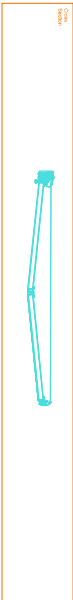
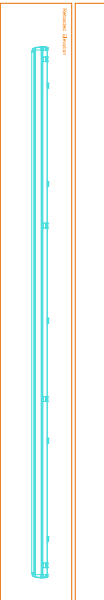


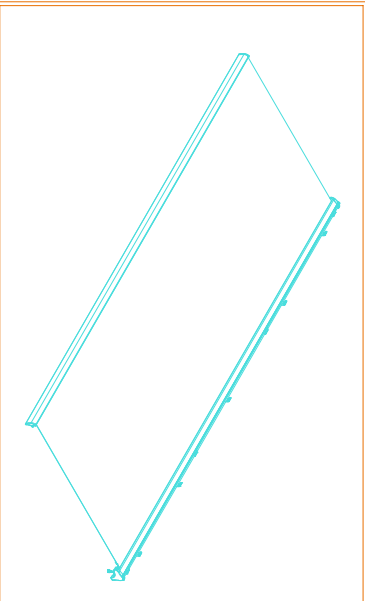
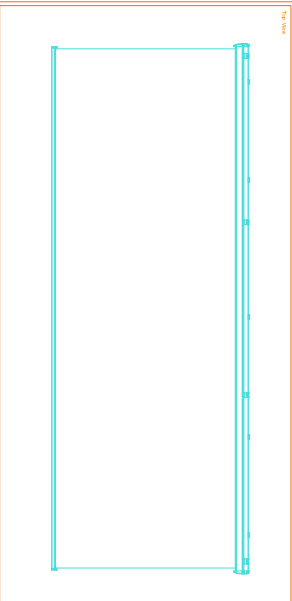



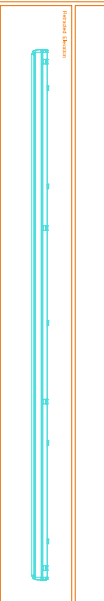


Valance

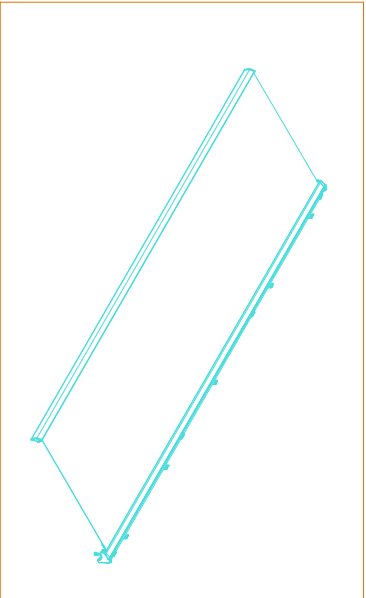
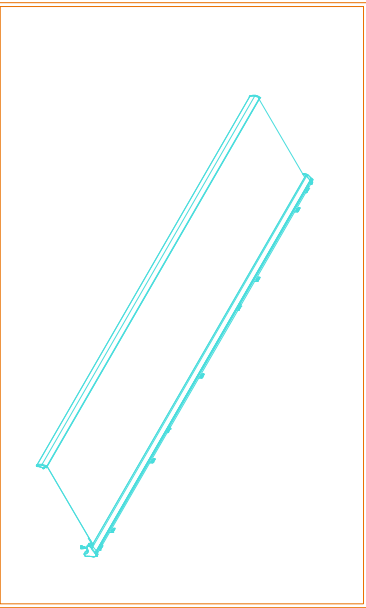
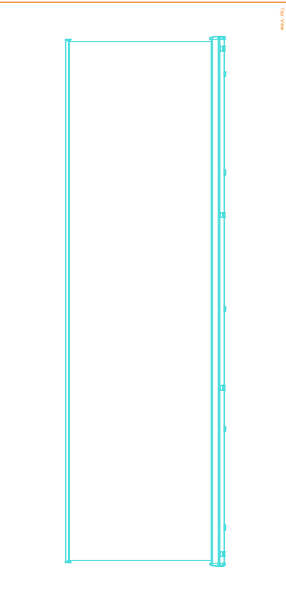
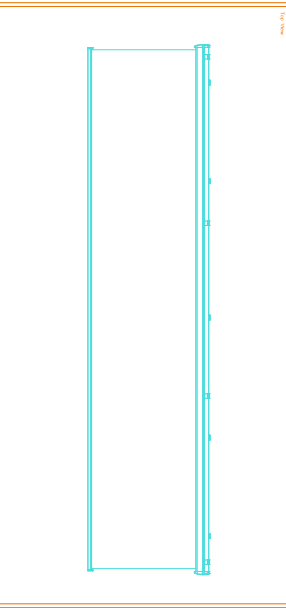






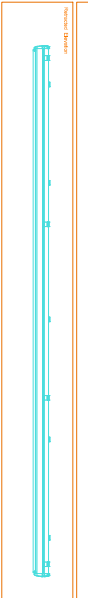
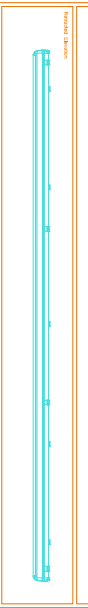




Crank Handle



Telescopic front bar supports

In exposed areas, "telescopic front bar supports" can be connected to the front bar (2.1m, 2.6m, 3.1m projections only) to counter the sail effect of the awning. The supports must be disconnected prior to retracting the awning and to prevent damage we advise against supports when wind sensors are used.

PALLADIO			
Projection 3600 mm			
			
			
			
			
			
			
			
			
PALLADIO			
Projection 3100 mm			
			
			
			
			
			
			
			
			
PALLADIO			
Projection 2600 mm			
			
			
			
			
			
			
			
			

PALLADIO			PALLADIO		
Projection 2100 mm			Projection 1600 mm		
					
					
					
					
					
					
					
					



Motorisation - Palladio Folding Arm Awning

Motorisation



Window Treatments' motorised awnings are surprisingly simple and inexpensive. All awning systems can be automated using Somfy's range of motors. These robust motors set the standard for awning automation. Somfy's wide range of weather sensor options include sun, wind and rain control. An automated awning is capable of extending or retracting automatically when it is needed (note: pitch can only be manually adjusted). The benefits of this include protecting your awning from wind damage, making the building appear occupied, and maintaining a comfortable indoor temperature

which can reduce cooling costs. A variety of control options are available to suit different automation requirements such as individual control, multiple control, group control, master control, automatic control using weather sensors and manual override in the event of power failure (Only when model CSI 40/12 motor is used). Awnings are installed by Window Treatments installers with Somfy 230v Tubular motors which are housed inside the awning tube. The motors have a 3m power flex which is to be connected to the power supply by a registered Electrician. Window Treatments can recommend an electrician to complete this work if necessary.

Window Treatments NZ Ltd is an Authorised Somfy Automation Expert. For further information on how a Somfy Automated solution can enhance your design, please contact motorisation@window-treatments.co.nz

Palladio Motorisation (optional)

Palladio uses six different types of motors for automation depending on the size of the awning installation. Refer to Motor selection chart.

Motor Selection		Projection <2.6m	Proj >2.6m
Palladio	RTS	Altus 25/17	Altus 40/17
	WT	Gemini 25/17	Mariner 40/17

KEY:
WT = Mechanical switch hardwired to the motor.
RTS = Remote control (handheld or wallmounted)
Maximum Width: 7m
Maximum Projection: 3.6m


Performances	Altus 25/17	Gemini 25/17	Altus 40/17	Mariner 40/17	Mariner CSI 40/12
Torque	25 Nm	25 Nm	40 Nm	40 Nm	40 Nm
Nominal Voltage	230v	230v	230v	230v	230v
Rated Current	0.8 A	0.8 A	1.2 A	1.2 A	1.1 A
Rated Power	170W	170W	270W	270W	240W
Speed	17 RPM	17 RPM	17 RPM	17 RPM	12 RPM
Thermal Protection	4 Min	4 Min	4 Min	4 Min	4 Min
Radio Frequency	433.42	433.42	433.42	433.42	433.42
Sound Level (DB)	56	56	57	57	55
Cable Length	3000mm	2500mm	3000mm	2500mm	2500mm
IP Rating	IP 44	IP 44	IP 44	IP 44	IP 44
Insulation Class	I	I	I	I	I
Manual Override	No	No	No	No	Yes - RTS Motor, RH Control only

Somfy Sensors

Weather Sensors can be used for automatic control. These include rain, wind and sun sensors. Rain and wind sensors will retract your awning when it is raining, or if wind speeds exceed 35 km/h. The sun sensor works on light level and can be programmed to a specific light level.



Terrazza Patio Awning - Specifications



Terrazza Awnings are ideal for providing external sun and wind control and mounted "on top" of a pergola, glass or open roof. In special cases Terrazza can be installed under a pergola or glass roof using additional custom made brackets however the system is primarily designed for "on top" installations. The Terrazza awning has been developed using European technology and components can be installed at any angle/pitch (0° - 180°) providing the cassette and front bar are positioned horizontally level. As Terrazza is designed for sun and wind control only, we recommend retracting the awning when rain is imminent.

All parts are designed for the outdoors with aluminium sliding rails, cassette box, front rails and hard wearing PVC components. Manufactured in New Zealand exclusively by Window Treatments NZ Ltd and covered by a three year warranty.



Motorised Operation Overview - Terrazza awnings are automated using Somfy's range of motors. These robust motors set the standard for awning automation. Somfy's wide range of weather sensor options include sun, wind and rain control.

Motorisation of the Terrazza awning (with sensor options) allows you to extend or retract the awning automatically when it is needed. The benefits of this include protecting your Terrazza awning from wind damage, making the building appear occupied, and maintaining a comfortable indoor temperature which can reduce cooling costs. A variety of control options are available to suit different automation requirements such as individual control, multiple control, group control, master control or automatic control using weather sensors.

Window Treatments NZ Ltd is an Authorised Somfy Automation Expert. For further information on how a Somfy Automated solution can enhance your design, please contact motorisation@window-treatments.co.nz

Hardware Colours

Standard Colour

Most external parts including, cassette, aluminium rails and bottom rail are available in U6 Metal, New White, T6 Ivory, Z2 Matte Black. End caps 1a. and 2a. (see over) are only available in black.

Special Colours

Special colours are available (by request) on most parts including cassette, aluminium rails, and brackets. End caps 1a. and 2a. and moving wheel assembly (see over) are only available in black.



Robust Aluminium fixing brackets colour coordinated with aluminium guide rails, cassette box & front bar

Fabrics - A wide variety of colours and fabric options are available for commercial and domestic applications. Our fabrics have excellent U.V. and light fastness protection. For Solar Screen, Window Treatments recommend Techno X. Techno X is a durable and tough synthetic fabric made of PVC coated polyester. Designed to reduce heat transfer, this fabric also reduces the glare and harmful rays from the sun. While blocking the sun's rays, Solar Screen can help reduce energy costs and provide protection to your furnishings. Flame resistant and fade resistant. Excellent for daytime privacy without blocking the view, this versatile fabric will endure years of outdoor use. Techno X blocks 87% - 93% of the sun's rays.

Maximum Size:

4.0m wide, projection of up to 4.0m (maximum coverage must not exceed 12m²).

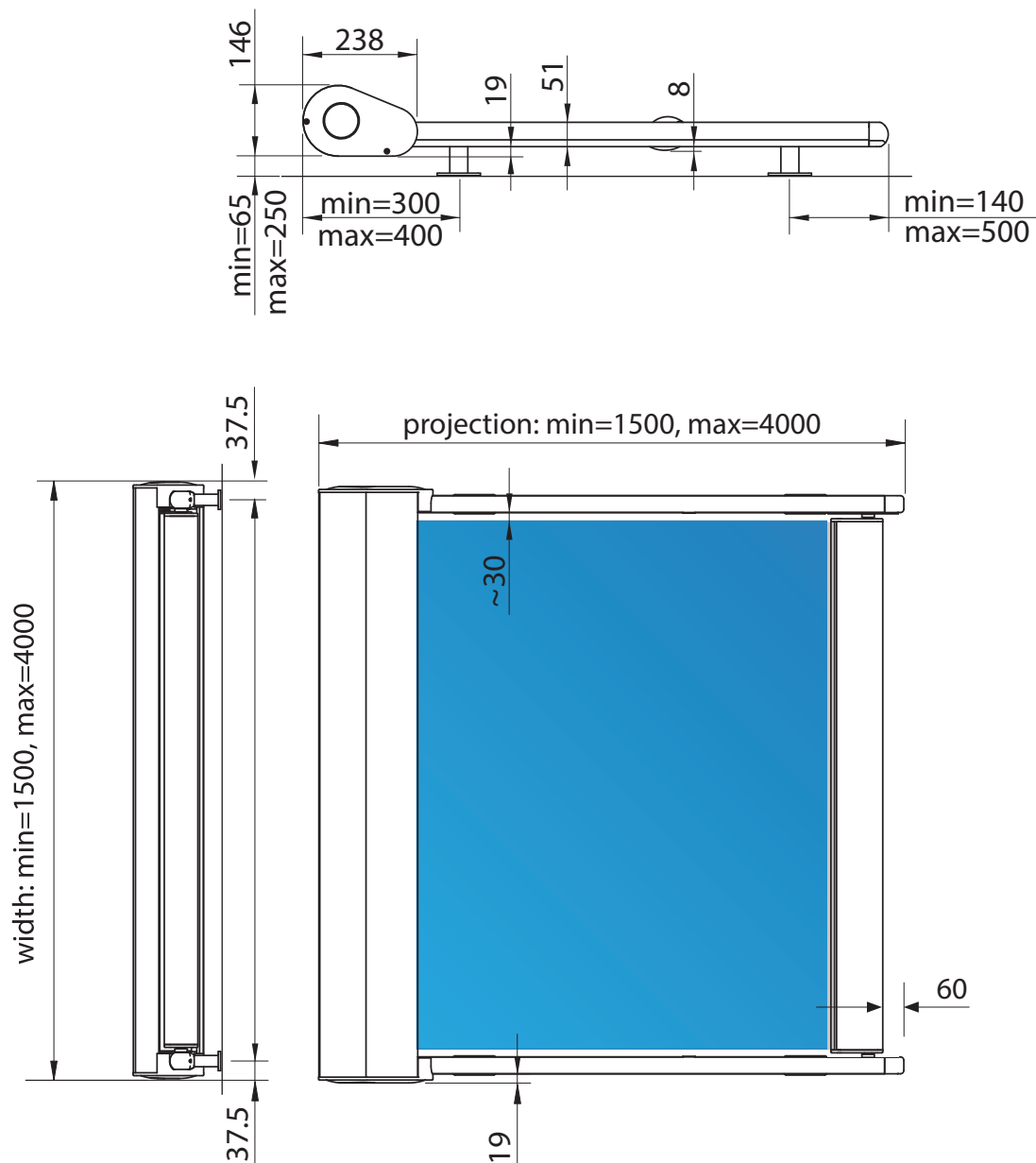
Note: A degree of sagging of fabric will occur on larger Terrazza awnings. This sagging can be partly controlled with adjustment to the interior spring tensioning system but will not eliminate sagging completely.

Sec. :Terrazza
Date :Oct 2024

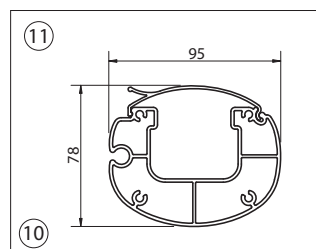
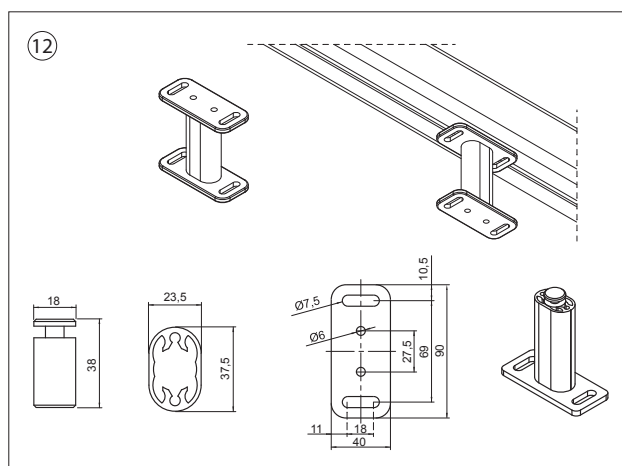
Terrazza Patio Awning

Specifications continued

Dimensions




Note: Combined Width and Projection dimensions must not exceed maximum coverage of 12m²



Terrazza Patio Awning

Specifications continued

Terrazza



Terrazza Components



Motorisation



Sun Sensor



Rain Sensor



Wind Sensor



Remote Control



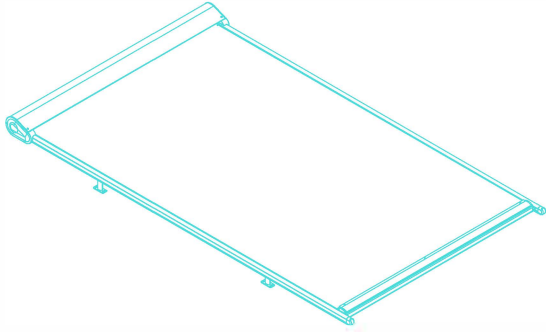













Motion Sensor



Hard Wire Switch



Sec. :Terrazza
Date : Aug 2015

TERRAZZA PATIO AWNING		TERRAZZA PATIO AWNING	
OPEN POSITION		CLOSED POSITION	
ISOMETRIC		ISOMETRIC	
			
PLAN VIEW		PLAN VIEW	
			
FRONT VIEW		FRONT VIEW	
			
SIDE VIEW		SIDE VIEW	
			
CROSS SECTION		CROSS SECTION	
			
TERRAZZA BRACKETS		TERRAZZA BRACKETS	
SINGLE	MODULAR	SINGLE	MODULAR
			

Motorisation - Terrazza Patio Awning

Motorisation



Terrazza awnings are automated using Somfy's range of motors. These robust motors set the standard for awning automation. Somfy's wide range of weather sensor options include sun, wind and rain control.

Motorisation of the Terrazza awning (with sensor options) allows you to extend or retract the awning automatically when it is needed. The benefits of this include protecting your Terrazza awning from wind damage, making the building appear occupied, and maintaining a comfortable indoor temperature which can reduce cooling costs. A variety of control options are available to suit different automation requirements such as individual control, multiple control, group control, master control or automatic control using weather sensors.

Window Treatments NZ Ltd is an Authorised Somfy Automation Expert. For further information on how a Somfy Automated solution can enhance your design, please contact motorisation@window-treatments.co.nz

Terrazza Motorisation

Terrazza uses four different types of motors for automation depending on the size of the installation. Refer to Motor selection chart.

Motor Selection		<6m ²	>6m ²
Terrazza	RTS	Altus 25/17	Altus 40/17
	WT	Gemini 25/17	Mariner 40/17

KEY:
 WT = Mechanical switch hardwired to the motor.
 RTS = Remote control (handheld or wallmounted)
 Maximum Width: 4.0m
 Maximum Projection: 4.0m
 Note: Maximum coverage must not exceed 12m²

Performances	Altus 25/17	Gemini 25/17	Altus 40/17	Mariner 40/17
Torque	25 Nm	25 Nm	40 Nm	40 Nm
Nominal Voltage	230v	230v	230v	230v
Rated Current	0.8 A	0.8 A	1.2 A	1.2 A
Rated Power	170W	170W	270W	270W
Speed	17 RPM	17 RPM	17 RPM	17 RPM
Thermal Protection	4 Min	4 Min	4 Min	4 Min
Radio Frequency	433.42	433.42	433.42	433.42
Sound Level (DB)	56	56	57	57
Cable Length	3000mm	2500mm	3000mm	2500mm
IP Rating	IP 44	IP 44	IP 44	IP 44
Insulation Class	I	I	I	I

Somfy Sensors

Weather Sensors can be used for automatic control. These include rain, wind and sun sensors. Rain and wind sensors will retract your awning when it is raining, or if wind speeds exceed 35 km/h. The sun sensor works on light level and can be programmed to a specific light level.





SPECIFICATIONS



SPECIFICATIONS



SPECIFICATIONS