



Motorisation



SPECIFICATIONS



Motorisation - overview

SPECIFICATIONS

Motorisation has been one of the main driving factors behind positioning Window Treatments' blinds and awnings as leaders in the market place.

Thanks to new technology in the motorisation industry we can now offer the option of remote controlled automation on most of our blinds and awnings.

Motorisation also eliminates the need for chains or cords and allows easy accessibility to high or difficult to reach windows. It is easily installed as retrofit and can be integrated with home or commercial building automation systems. At the press of a button, you can lower or retract your blinds to any point, individually or as a specified room or area grouping.

Motorisation by Window Treatments is provided by hard wired or wire free, electrically powered discreet and quiet tubular motors. They can be operated by wall mounted switch, remote control or interfaced with your building management or facade management system. The motors are installed directly into the blind head rail or tube. They are compact, quiet and can operate almost all sized blind. Window Treatments uses motors and control systems by French company Somfy®, Rollease Acmeda® and Dooya, all of whom are considered world leaders in automated systems and blind hardware.

Somfy®, Rollease Acmeda® and Dooya tubular motors are some of the world's quietest and with a radio receiver built inside, it is simply a matter of plugging them into a power point. Programming can then be managed easily with the use of the radio remote control or in most cases your smart phone/iPad etc.

Stress simulation tests are performed and their products are tested under extreme conditions. All motor systems are certified according to current technical and safety regulations.


Window Treatments, in conjunction with Somfy, Rollease Acmeda® and Dooya guarantee excellent product quality, installation and simplicity of use for all customers. Motors are guaranteed for five years.

Window Treatments can install motors or automated systems when you are remodelling or building a new home or commercial building, or we can retrofit to an existing system. We can convert most types of blinds and awnings.

Window Treatments automation systems are designed to improve your comfort, security and energy efficiency – making life easier. Our customer representatives throughout New Zealand as well as our Technical Services Manager, can consult with you or your architect at the planning stage for all domestic or commercial projects requiring automation.

Motorisation is available for:

- Skyight Blinds
- Honeycomb Pleated Blinds
- Palladio Folding Arm Awnings
- Venetian Blinds (Aluminium, New Image)
- Roller Blinds
- Blocco Blinds
- Italia Box
- Terrazza Conservatory & Pergola Awnings
- Mystique
- Louvre Roof's
- Securo® Exterior Blinds
- Securo® Interior Blinds



Sec. : Motorisation
Date : May 2021

Somfy® Roller Blind Motorisation

- Wired

Window Treatments offers three wired motors capable of lifting up 19.6kg. Hardwired motors are always preferable, although Somfy battery blinds are available when hardwiring is not possible so it is important particularly for new builds that pre-wiring should be considered for any automation requirements.

Any blind on an 83mm tube requires an Altus 6/17 motor

Total Opening Width		50mm Tube										63mm Tube	83mm Tube		Multi-link Blinds Only									
	Drop	560	1000	1250	1500	1750	2000	2250	2500	2750	3000	3500	4000	4500	5000	5500	6000	6500	7000	7500	8000			
	1250																							
	1500																							
	1750																							
	2000																							
	2250																							
	2500																							
	2750																							
	3000																							
	3500																							

Key	Motor Type	Tube	Lifting Capacity
	Sonesse 3/30 Motor	50mm/63mm Tube	9.6kg
	Sonesse 6/20 Motor	50mm/63mm Tube	19.6kg
	Altus 6/17 Motor	83mm Tube	14.5kg

Minimum/Maximum Sizes

Window Treatments can produce a single motorised roller up to 5000mm wide with a 2250mm drop. As the width decreases, a larger drop is possible. Multi-link blinds can be produced up to 8000mm wide with a 4000mm drop, however we recommend blinds with drops exceeding 3500mm are installed with wire guides.

Performances	Sonesse 3/30	Sonesse 6/20	Altus 6/17
Torque	3nm	6nm	6nm
Nominal Voltage	230v	230v	230v
Rated Current	0.44	0.55	0.45
Rated Power	95W	120W	90W
Speed	30RPM	20RPM	17 RPM
Thermal Protection	4 Min	4 Min	4 Min
Radio Frequency	433.42	433.42	433.42
Sound Level (DB)	42	45	47
Cable Length	2500mm	2500mm	3000mm
IP Rating	IP 44	IP 44	IP 44
Insulation Class	II	II	I

Remote options

Hardwired and RTS (Radio Technology Somfy®) options are available. Hardwired; a maximum of five blinds or five groups of blinds can be controlled through a wall mounted remote. RTS allows for up to sixteen blinds or sixteen groups of blinds to be controlled wirelessly.



Situio 1 Remote



Situio 2 Remote



Situio 5 Remote



Telis 16 Channel



Telis 6 Chronis



Smoove Origin



Inis UNO



Inis DUO



Decoflex 5 Channel



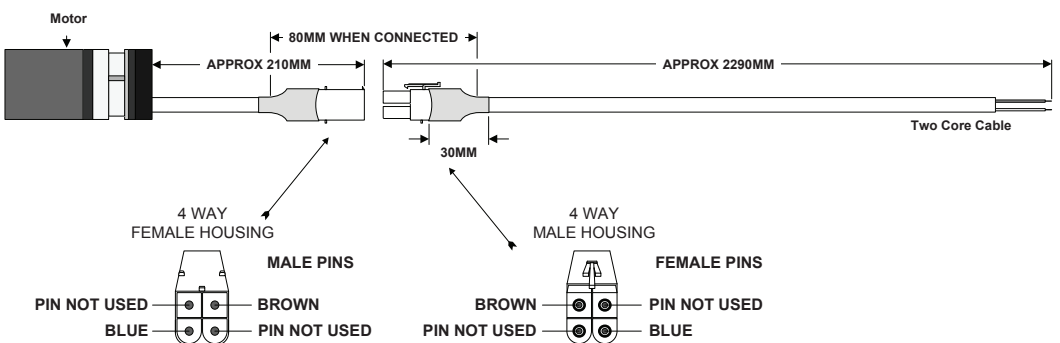
Somfy® Roller Blind Motorisation

- Wiring - Inline Connector & Flush Connector Housing

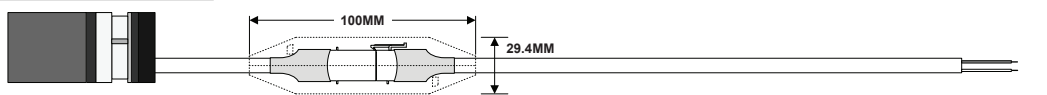
To provide power to Somfy's wired motors, Window Treatments uses an Inline Connector and when requested, conceals the Inline Connector inside a Flush Connector Housing. The RTS Inline Connector has a two core cable while the non-RTS Inline Connector has a three core cable. This allows rewiring from a non-RTS control to a RTS control.

Below are wiring diagrams for both options:

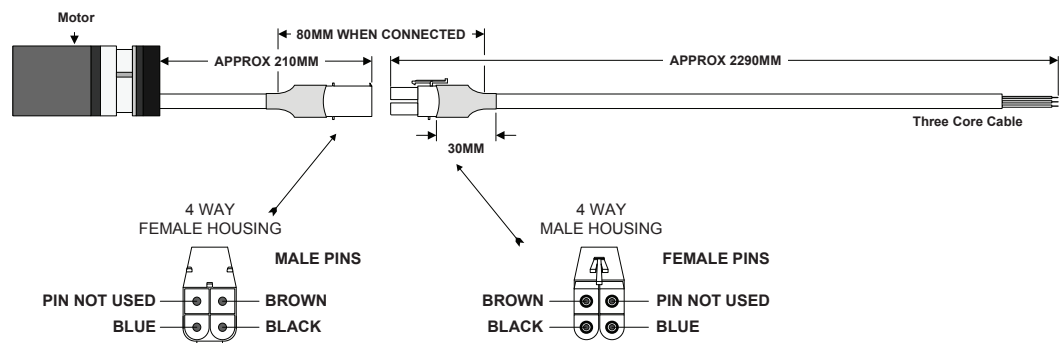
RTS Inline Connector (Two Core Cable)



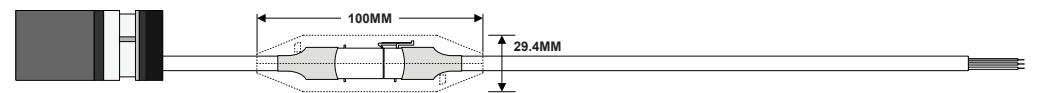
In-Line Connector and Housing Fitted



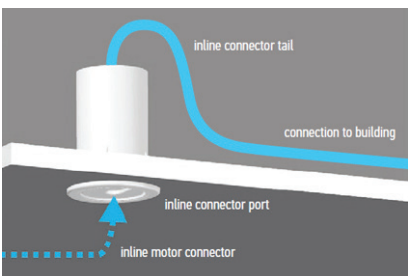
Non-RTS Inline Connector (Three Core Cable)



In-Line Connector and Housing Fitted



Flush Connector Housing



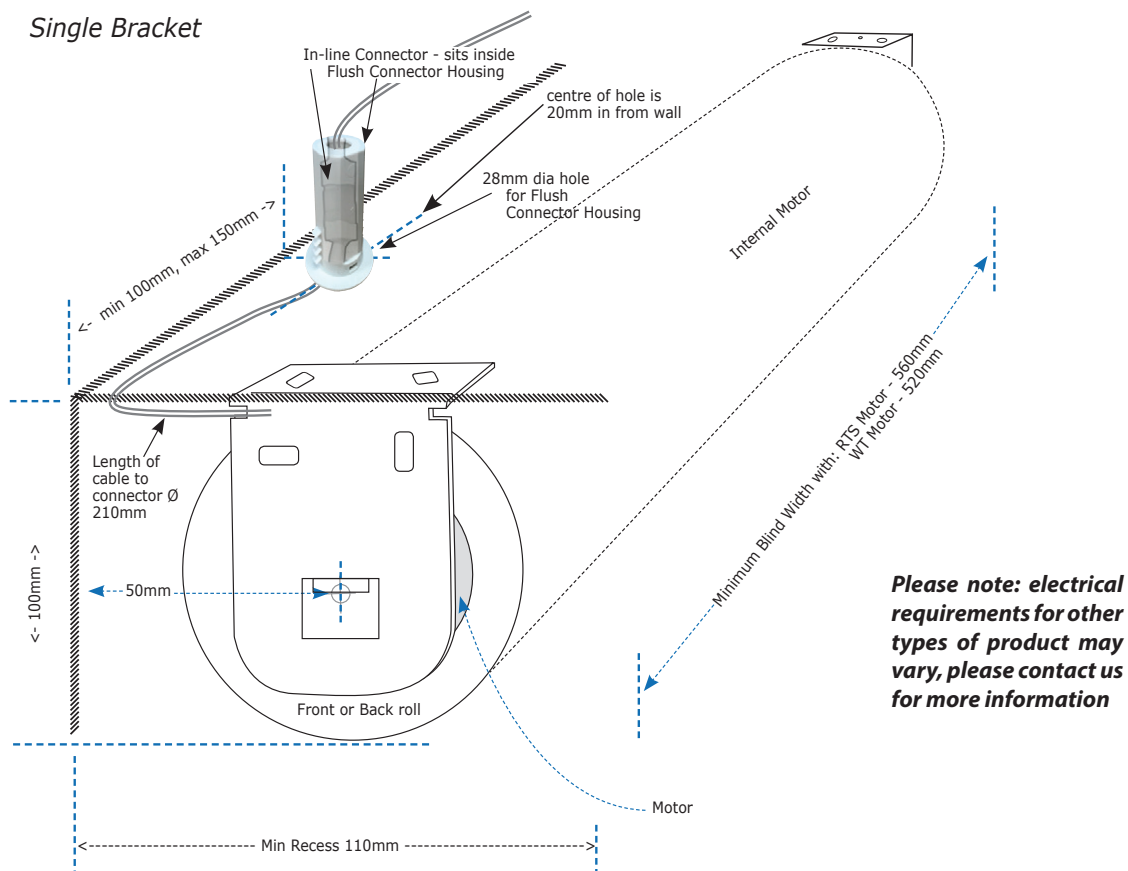
Technical Data	
Item Number	9026397
Item Description	Flush Connector Housing
Size	67 x 22 x 25mm
Colour	White
Patented Design	Au Pat 2018100721

Somfy® Roller Blind Motorisation

- Electrical requirements

Example of connection and recess sizing for a Single Motorised Roller Blind

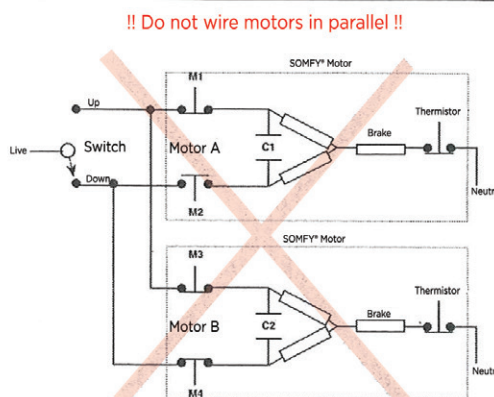
Single Bracket



Power supply and A connection - incorrect wiring systems:

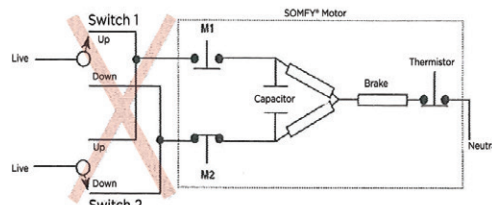
Parallel Wiring

Do not wire Somfy® standard motors in parallel. Each motor requires its own switch or relays. If group control is required contact us for the required controller and wiring information.



Multiple Switching

Do not wire one motor directly to more than one switch. If multiple switching is required contact us for the required controller and wiring information.



Somfy® Roller Blind Motorisation


- CONNEXOON

The Somfy® Connexoon app allows control of your motorised blinds via your smartphone devices whether you are at home or away. Scheduled time control allows automatic operation to help with light and heat control throughout the day. Each Connexoon can connect up to four smart devices allowing control of up to 30 Individual or 30 groups of RTS products. IFTTT compatible allows the ability to control via third party voice assistants including Google Home and Amazon Alexa.

Somfy® myLink Technical Characteristics	
Operating temperature	0°C to 45°C
Protection Rating	IP 30
Radio Frequency	RTS: 433.42 MHz
Radio Hz Range	200metres in open field, 20 metres through 2 reinforced concrete walls
Dimensions (H x W x D mm)	110 x 71 x 24 (without plug)



App for Phone & Tablet



Please note: electrical requirements for other types of product may vary, please contact us for more information

It is important that your electrical professional is given the correct specifications and information at the wiring stage of construction therefore please arrange for your electrical professional to contact our Technical Services Manager Acko Atkins with your project information.

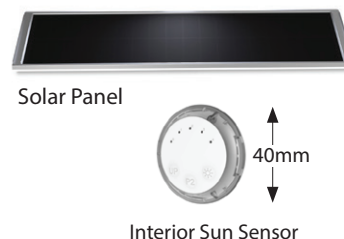
Helpful information to have available when you ring or email is : Client name, your Window Treatments NZ Ltd Consultants name, product type and if possible the Window Treatments NZ Ltd Job Number.

Acko Atkins - Automation & Technician Specialist,
Window Treatments NZ Ltd, Head Office
218 Main South Road, Christchurch,
Postal Address: P O Box 6260, Upper Riccarton, Chch 8442
Ph (03) 343 6175 DDI,
Mobile 027 439 8287,
Fax (03) 343 0277
Email acko.atkins@window-treatments.co.nz

Rollease Acmeda - Roller Blind Motorisation



Window Treatments offers three wirefree and wired motors capable of lifting up to 9.6kg. The Li-ion Battery powered motors are great for hard to reach places, especially when equipped with a solar panel. With the blinds being raised and lowered once a day, battery power will last approximately 3 months depending on fabric weight. A charging cable is provided and must be connected to the motor for 6 hours to provide optimum charge (standard 4mtr length supplied, 0.22mtr, 1.22mtr and 2.44mtr extensions available as optional extras). Alternatively, a solar panel charger can be fitted in the window to keep the motor charged allowing two cycles per day (once up and once down).



Minimum/Maximum Sizes

Window Treatments can produce a battery powered motorised roller blind to any size shown on the table. If your window is larger than our maximum size, our wired motorization offers more lifting capacity. Note: the minimum size for a wirefree multilink roller blind is 750mm.

Min - Max Blind Width for Li-ion Battery Motors

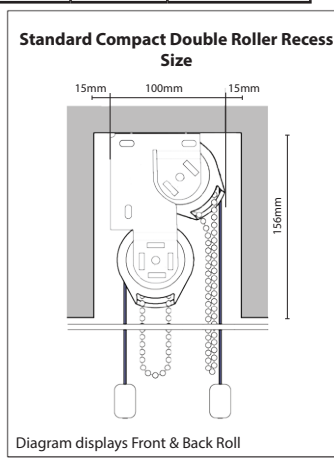
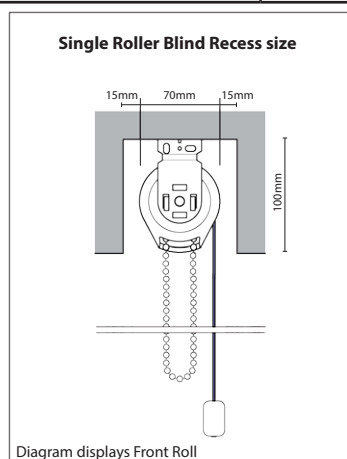
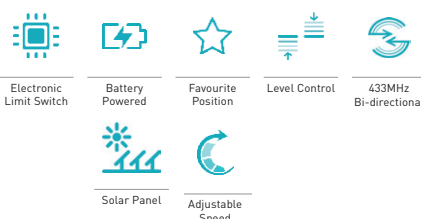
	1 Blind 1 Motor 38/50mm Tube						1 Blind 1 Motor 50mm Tube				2 or 3 Blinds 1 Motor 50mm Tube					
Drop	530	705	1000	1250	1500	1750	2000	2250	2500	2750	3000	3500	4000	4500	5000	6000
1250																
1500																
1750																
2000																
2250																
2500																
2750																
3000																
3500																

Key	Motor Type	Tube	Lifting Capacity
Yellow	1.1Nm Battery Motor	38mm/50mm Tube	3.6kg
Light Green	2.0Nm Battery Motor	50mm Tube	6.6kg
Dark Green	3.0Nm Battery Motor	50mm Tube	9.6kg
Black	6.0Nm Wired Motor	50mm Tube	24kg

Performances	Li-ion 1.1 Short Battery Motor	Li-ion 1.1 Battery Motor	Li-ion 2.0 Battery Motor	Li-ion 3.0 Battery Motor	Automate E6 Hardwired Motor	Automate M6 Hardwired Motor
Torque	1.1nm	1.1nm	2nm	3nm	6nm	6nm
Nominal Voltage	12v	12v	12v	12v	240v	240v
Rated Current (Amp)	0.96	0.96	1.25	0.83	0.85	0.85
Speed	20-24-28RPM	20-24-28RPM	20-24-28RPM	20-24-28RPM	33RPM	33RPM
Thermal Protection	12 Min	12 Min	12 Min	12 Min	4 Min	4 Min
Radio Frequency	433.92MHz	433.92MHz	433.92MHz	433.92MHz	433.92MHz	433.92MHz
Sound Level (DB)	46dB	46dB	46dB	53dB	44dB	44dB
IP Rating	IP 20	IP 20	IP20	IP 44	IP 44	IP 44
Insulation Class	III	III	III	III	III	III
Battery Size	1600mAH	2000mAH	2200mAH	5200mAH		

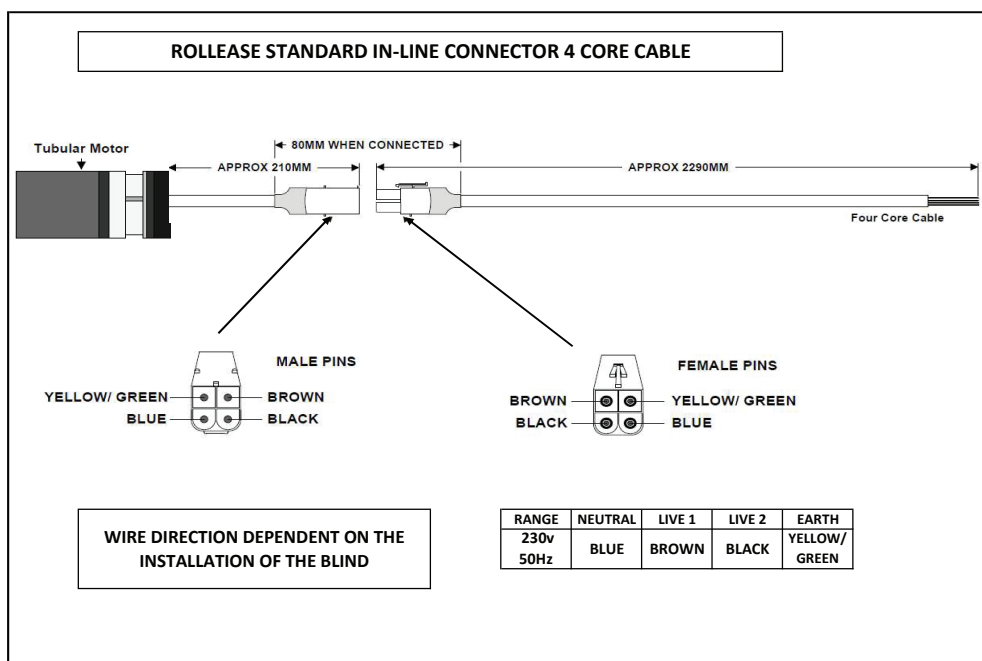
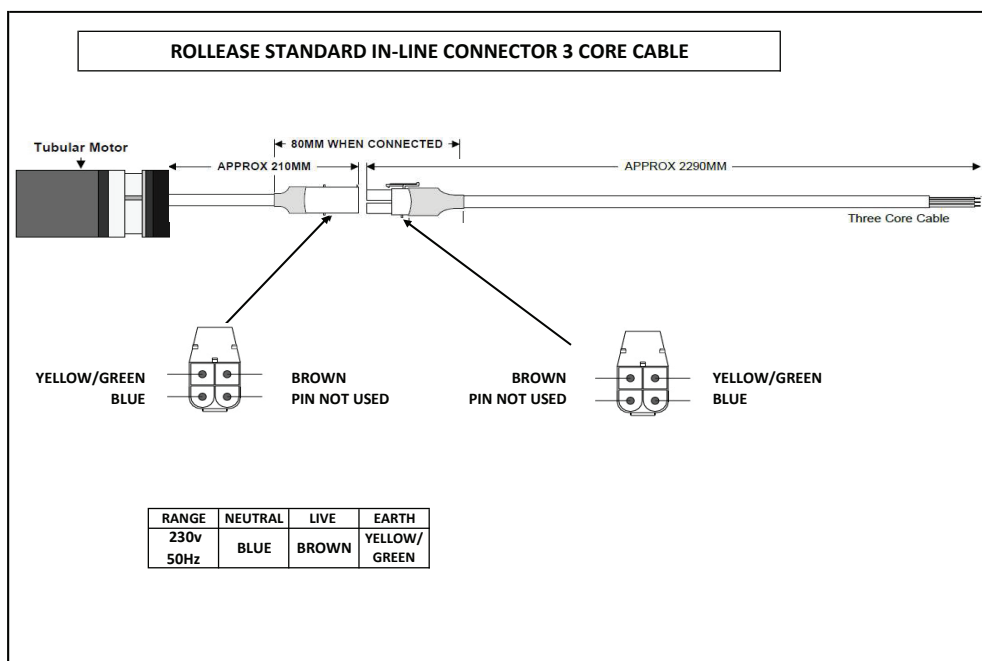
Compatibility Chart	Li-ion 1.1	Li-ion 2.0	Li-ion 3.0	Automate E6
Controller - Pulse	Y	Y	Y	Y
Controller - Paradigm	Y	Y	Y	Y
Sensor- Interior Sun Sensor	Y	Y	Y	Y
Sensor - Solar Wind & Light	-	-	-	-
Sensor Motion Sensor	-	-	-	-

Technologies

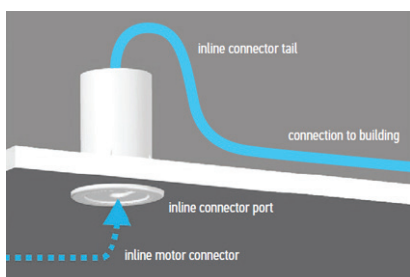


Sec. : Roller
Date : May 2021
Page: 23

To provide power to RollEase wired motors, Window Treatments uses an Inline Connector and when requested, conceals the Inline Connector inside a Flush Connector Housing. The RTS Inline Connector has a three core cable while the non-RTS Inline Connector has a four core cable. This allows rewiring from a non-RTS control to a RTS control



Flush Connector Housing

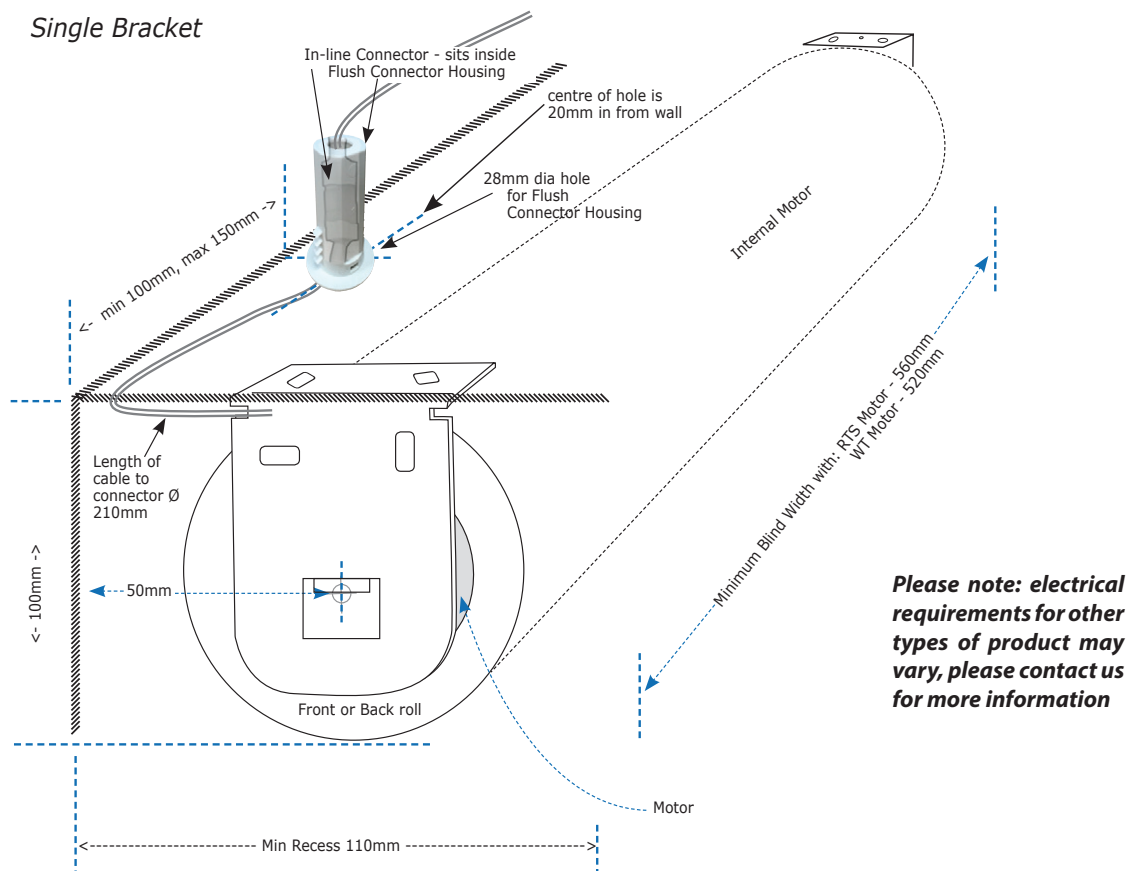


Technical Data	
Item Number	9026397
Item Description	Flush Connector Housing
Size	67 x 22 x 25mm
Colour	White
Patented Design	Au Pat 2018100721

RollEase® Acmeda - Roller Blind Motorisation

- Electrical requirements

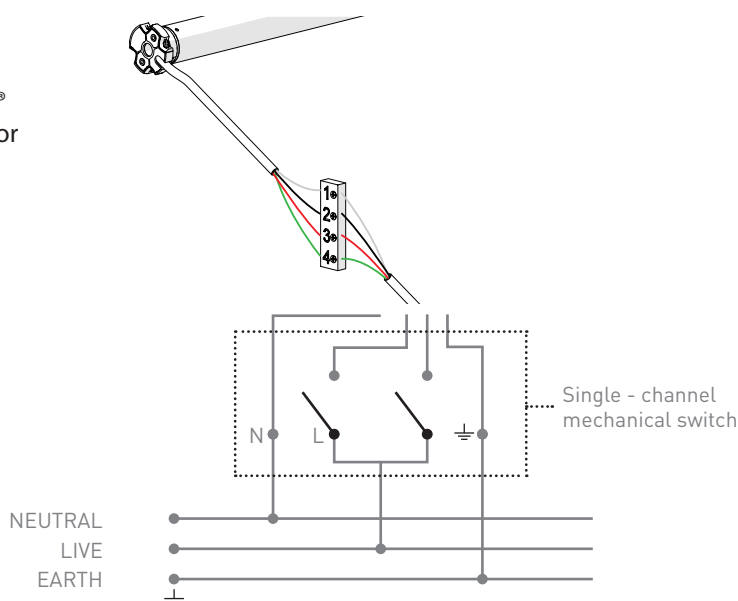
Example of connection and recess sizing for a Single Motorised Roller Blind



Power Options:

Parallel Wiring - Do not wire RollEase® standard motors in parallel. Each motor requires its own switch or relays. If group control is required contact us for the required controller and wiring information.

Multiple Switching Wiring - Do not wire one motor directly to more than one switch. If multiple switching is required contact us for the required controller and wiring information.





RollEase® Acmeda - Roller Blind Motorisation - Wirefree

Control Options

Paradigm Remotes feature a contemporary design with touch sensitive controls. Available in single and fifteen channel models, paradigm remotes are compatible with all ARC motors. An LCD with levelling control features on the 15 channel remote, allowing for precise positioning of your blind.



Remote
Descr: Paradigm 5CH ARC
Remote (5 Channel)

Automate Pulse/App

Whether you are at home or away, you can accurately control your blinds via the animated interface on your smart phone. Bi-directional communication allows you to visualise the exact positioning of blinds whilst also tracking the battery levels. Within the app, automate hub allows you to group shades into rooms making it easier to operate multiple blinds at once. Timers are also available allowing you to control sunlight throughout the day. This can help with heat loss/gain and provide UV protection to furnishings.

Automate Pulse Specifications		Automate Pulse Capabilities	
Installation	Desktop or wall mounted	Accounts per Hub	5 (1 admin, 4 guests)
Power Input	SVDC/1A	Locations per account	5
Rated Current	500mA	Devices per Hub	30
Rated Power	<2.5W	Hubs per location	5
Standby Power	≤300mA	Rooms per location	30
Wi-Fi Network	802.11 b/g/n - 2.4GHz only	Scenes per location	20
Device Central Frequency	433MHz	Timers per location	20
Radio Coverage	30m for device control (indoors)	Connection: Ethernet and Wifi	
Protection Class	IP20		
Antenna	Built-in		
Working Temperature	-10 ° to 45 °		
Storage Temperature	-20 ° to 55 °		

Automate Pulse 2 Hub



SERIAL
INTERFACE



REMOTE
ACCESS



TIMERS



SCENES



MANAGE
ROOMS



SMART PHONE
MOTOR SETUP



SETUP
WIZARD



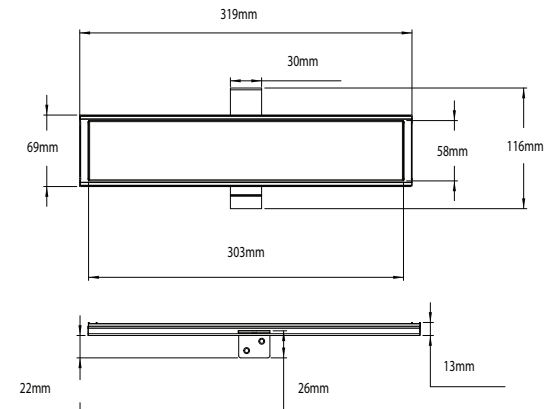
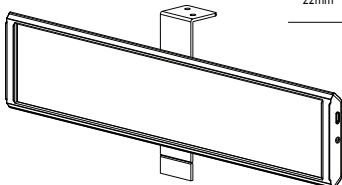
MANAGE
LOCATIONS



433MHZ
BI-DIRECTIONAL

Solar Panel Charger

The Rollease Acmeda® solar panel charger is great for hard to reach places. The solar panel will allow you to raise and lower your blinds once a day whilst maintaining a constant charge to the motor. The mono-silicon/crystal solar panel provides power in varied conditions including in shadow-cast and low light situations. Panels can also be wired in parallel to provide additional power for larger applications.



Pictured
Solar Panel dimensions

Somfy® Blocco Roller Blind Motorisation - Wired & Wire Free

Window Treatments offers a Somfy wired motor capable of lifting up 9.6kg. Hardwired motors are always preferable, although Somfy battery blinds are available when hardwiring is not possible so it is important particularly for new builds that pre-wiring should be considered for any automation requirements.

		Total Opening Width									
		Maximum sizes with Somfy Motorisation - S45 Tube									
		610	1000	1250	1500	1750	2000	2250	2500	2750	3000
Drop	1250										
	1500										
	1750										
	2000										
	2250										
	2500										
	2750										
	3000										
		Contact Window Treatments for these sizes									

Contact Window Treatments for these sizes

Key	Motor Type	Tube	Lifting Capacity
	Somfy 1.5nm Battery	S45	6.0kg
	Somfy 2.0nm Battery	S45	8.0kg
	Sonesse 3/30 Motor	S45	9.6kg

Performances	Battery 1.5	Battery 2.0	Sonesse 3/30
Torque	1.5nm	2nm	3nm
Nominal Voltage	12 v	12v	230v
Rated Current	-	-	0.44
Rated Power	-	-	95W
Speed	10-20-28RPM	10-20-28RPM	30RPM
Thermal Protection			4 Min
Radio Frequency	433.42 MHz	433.42 MHz	433.42 MHz
Sond Level (DB)	54dB	44dB	42dB
Cable Length	-	-	2500mm
IP Rating	IP 20	IP 30	IP 44
Insulation Class	III	III	II

Remote options

Hardwired and RTS (Radio Technology Somfy®) options are available. Hardwired; a maximum of five blinds or five groups of blinds can be controlled through a wall mounted remote. RTS allows for up to sixteen blinds or sixteen groups of blinds to be controlled wirelessly.



Situio 1 Remote



Situio 2 Remote



Situio 5 Remote



Telis 16 Channel



Telis 6 Chronis



Smoove Origin



Inis UNO



Inis DUO



Decoflex 5 Channel



Sec. : Blocco
Date : May 2021



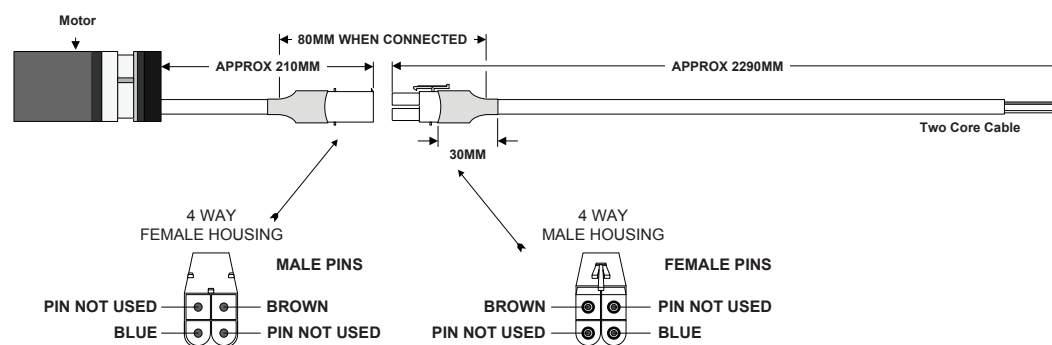
Somfy® Blocco Roller Blind Motorisation

- Wiring - Inline Connector & Flush Connector Housing

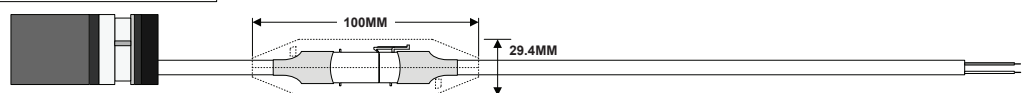
To provide power to Somfy's wired motors, Window Treatments uses an Inline Connector and when requested, conceals the Inline Connector inside a Flush Connector Housing. The RTS Inline Connector has a two core cable while the non-RTS Inline Connector has a three core cable. This allows rewiring from a Non-RTS control to a RTS control.

Below are wiring diagrams for both options:

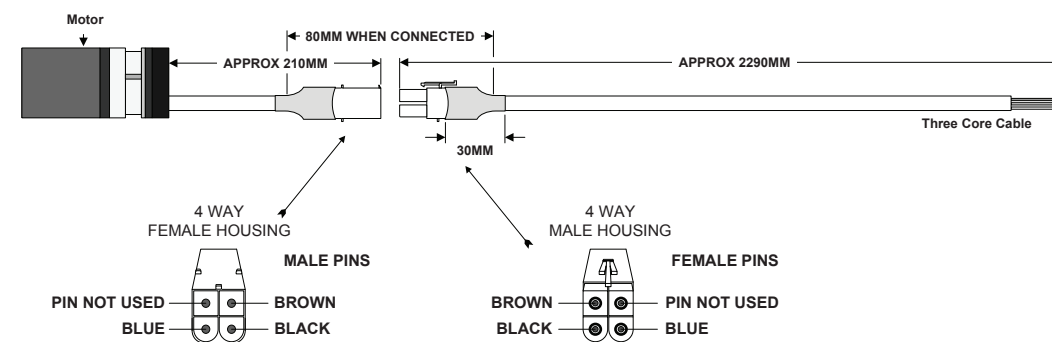
RTS Inline Connector (Two Core Cable)



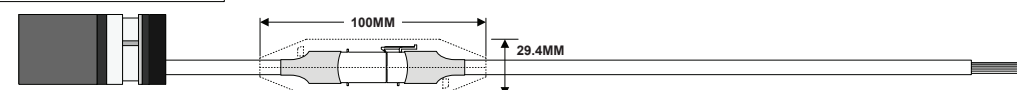
In-Line Connector and Housing Fitted



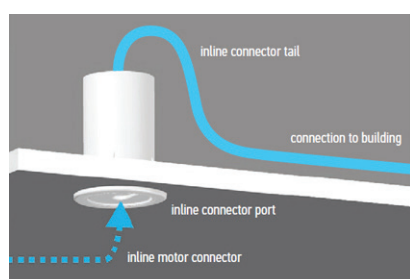
Non-RTS Inline Connector (Three Core Cable)



In-Line Connector and Housing Fitted



Flush Connector Housing



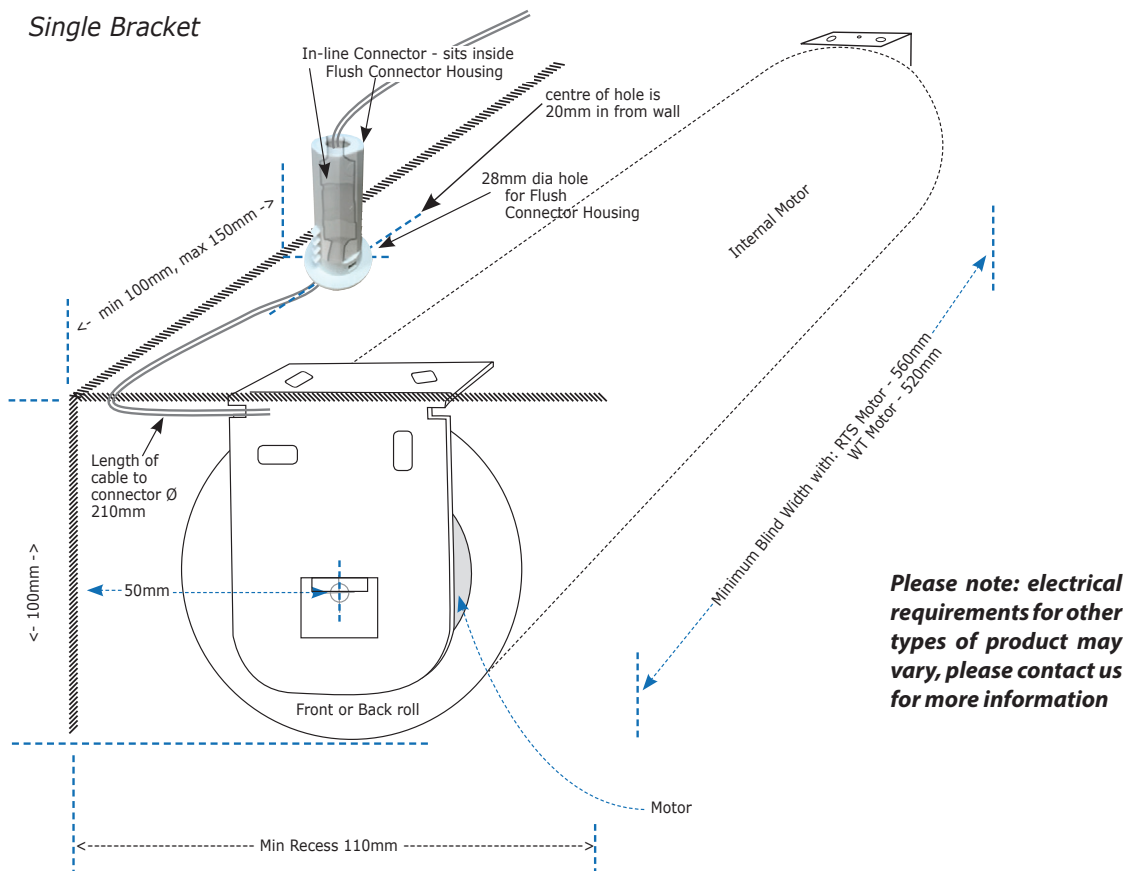
Technical Data	
Item Number	9026397
Item Description	Flush Connector Housing
Size	67 x 22 x 25mm
Colour	White
Patented Design	Au Pat 2018100721

Sec. : Blocco
Date: May 2021

Somfy® Blocco Roller Blind Motorisation - Electrical requirements

Example of connection and recess sizing for a Single Motorised Roller Blind

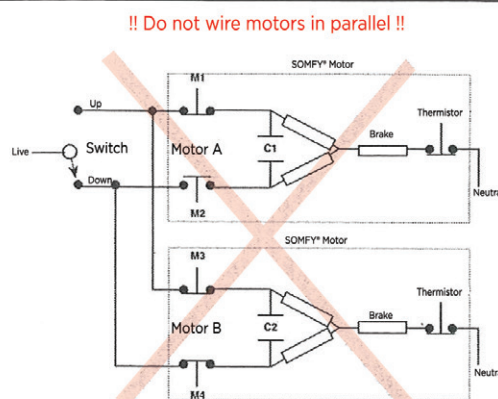
Single Bracket



Power supply and A connection - incorrect wiring systems:

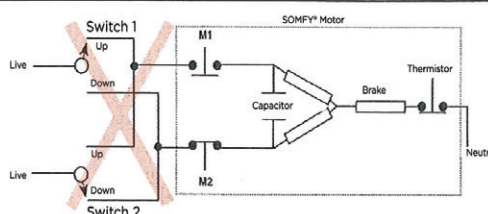
Parallel Wiring

Do not wire Somfy® standard motors in parallel. Each motor requires its own switch or relays. If group control is required contact us for the required controller and wiring information.



Multiple Switching

Do not wire one motor directly to more than one switch. If multiple switching is required contact us for the required controller and wiring information.



Sec. : Blocco
Date : May 2021




Somfy® Blocco Roller Blind Motorisation - CONNEXOON

The Somfy® Connexoon app allows control of your motorised blinds via your smartphone devices whether you are at home or away. Scheduled time control allows automatic operation to help with light and heat control throughout the day. Each Connexoon can connect up to four smart devices allowing control of up to 30 Individual or 30 groups of RTS products. IFTTT compatible allows the ability to control via third party voice assistants including Google Home and Amazon Alexa.

Somfy® myLink Technical Characteristics	
Operating temperature	0°C to 45°C
Protection Rating	IP 30
Radio Frequency	RTS: 433.42 MHz
Radio Hz Range	200metres in open field, 20 metres through 2 reinforced concrete walls
Dimensions (H x W x D mm)	110 x 71 x 24 (without plug)



App for Phone & Tablet



Situio 1 Remote



Situio 2 Remote



Situio 5 Remote



Telis 16 Channel



Telis 6 Chronis



Program Select LAN USB



Smoove Origin



Inis UNO



Inis DUO



Decoflex 5 Channel



Please note: electrical requirements for other types of product may vary, please contact us for more information

It is important that your electrical professional is given the correct specifications and information at the wiring stage of construction therefore please arrange for your electrical professional to contact our Automation & Technician Specialist Acko Atkins with your project information.

Helpful information to have available when you ring or email is : Client name, your Window Treatments NZ Ltd Consultants name, product type and if possible the Window Treatments NZ Ltd Job Number.

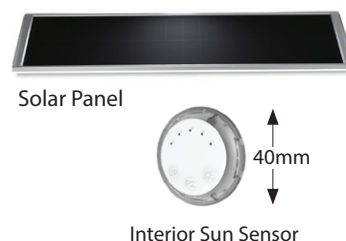
**Acko Atkins - Automation & Technician Specialist,
Window Treatments NZ Ltd, Head Office
218 Main South Road, Christchurch,
Postal Address: P O Box 6260, Upper Riccarton, Chch 8442
Ph (03) 343 6175 DDI,
Mobile 027 439 8287,
Fax (03) 343 0277
Email acko.atkins@window-treatments.co.nz**

Sec. : Blocco
Date: May 2021

Rollease Acmeda Blocco Roller Blinds Motorisation - Wired & Wirefree



Window Treatments offers wirefree and wired RollEase Acmeda motors capable of lifting up to 9.6kg. The Li-ion Battery powered motors are great for hard to reach places, especially when equipped with a solar panel. With the blinds being raised and lowered once a day, battery power will last approximately 3 months depending on fabric weight. A charging cable is provided and must be connected to the motor for 6 hours to provide optimum charge (standard 4mtr length supplied, 1.22mtr and 2.44mtr extensions available as optional extras). Alternatively, a solar panel charger can be fitted in the window to keep the motor charged allowing two cycles per day (once up and once down).



Minimum/Maximum Sizes

Window Treatments can produce a battery powered motorised roller blind to any size shown on the table. If your window is larger than our maximum size, our wired motorization offers more lifting capacity.

Min -Max Blind Width for Li-ion Wirefree & Automate Hardwired Motors											
	610	740	1000	1250	1500	1750	2000	2250	2500	2750	3000
Drop	1250										
	1500										
	1750										
	2000										
	2250										
	2500										
	2750										
	3000										

Key	Motor Type	Tube	Lifting Capacity
	1.1Nm Battery Motor	S45	3.6kg
	2.0Nm Battery Motor	S45	6.6kg
	6.0Nm Automate Hardwired	S45	24kg

Performances	Li-ion 1.1 Battery Motor	Li-ion 2.0 Battery Motor	Automate E6 Hardwired motor	Automate M6 Hardwired motor
Torque	1.1nm	2nm	6nm	6nm
Nominal Voltage	12v	12v	240v	240v
Rated Current (Amp)	0.96	1.25	0.85	0.85
Speed	20-24-28RPM	20-24-28RPM	33RPM	33RPM
Thermal Protection	12 Min	12 Min	4 Min	4 Min
Radio Frequency	433.92MHz	433.92MHz	433.92MHz	433.92MHz
Sound Level (DB)	46dB	46dB	44dB	44dB
IP Rating	IP 20	IP20	IP 44	IP 44
Insulation Class	III	III	III	III
Battery Size	2000mAH	2200mAH		

Compatibility Chart	Li-ion 1.1	Li-ion 2.0	Automate E6
Controller - Pulse	Y	Y	Y
Controller - Paradigm	Y	Y	Y
Sensor- Interior Sun Sensor	Y	Y	Y
Sensor - Solar Wind & Light	-	-	-
Sensor Motion Sensor	-	-	-

Technologies



Electronic Limit Switch



Battery Powered



Favourite Position



Level Control



433MHz Bi-directional



Solar Panel



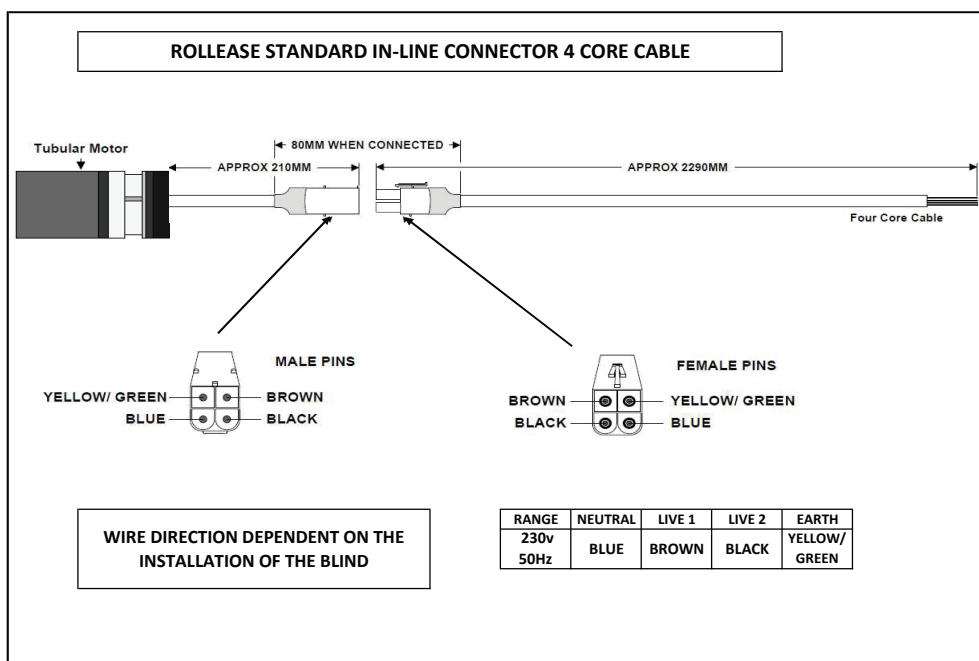
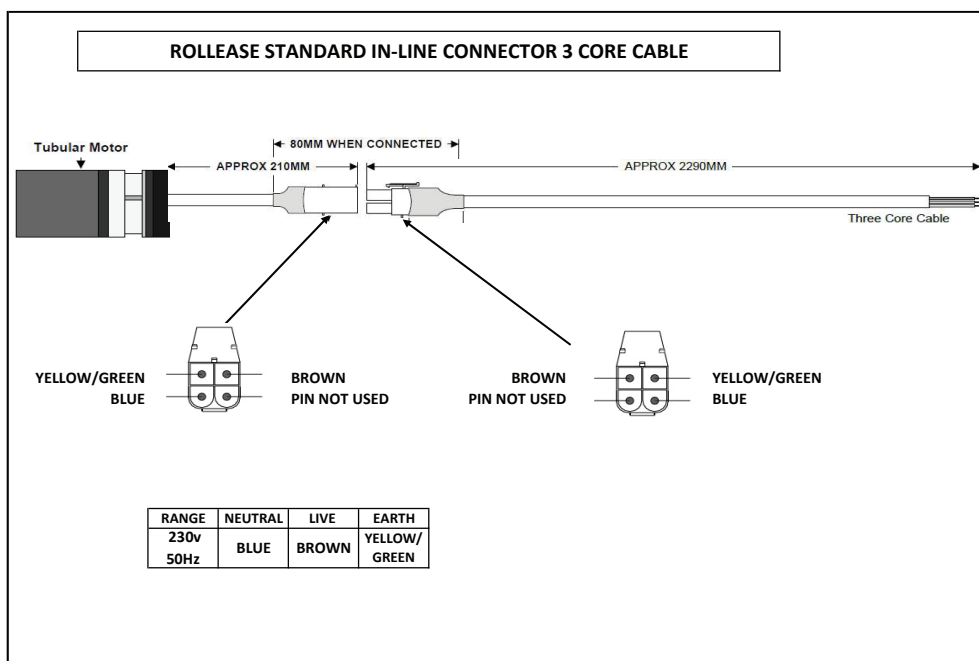
Adjustable Speed

Sec. : Blocco
Date : May 2021

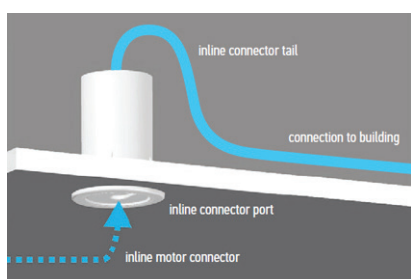
RollEase® Acmeda

- Blocco Roller Blind Motorisation

To provide power to RollEase wired motors, Window Treatments uses an Inline Connector and when requested, conceals the Inline Connector inside a Flush Connector Housing. The RTS Inline Connector has a three core cable while the non-RTS Inline Connector has a four core cable. This allows rewiring from a non-RTS control to a RTS control



Flush Connector Housing



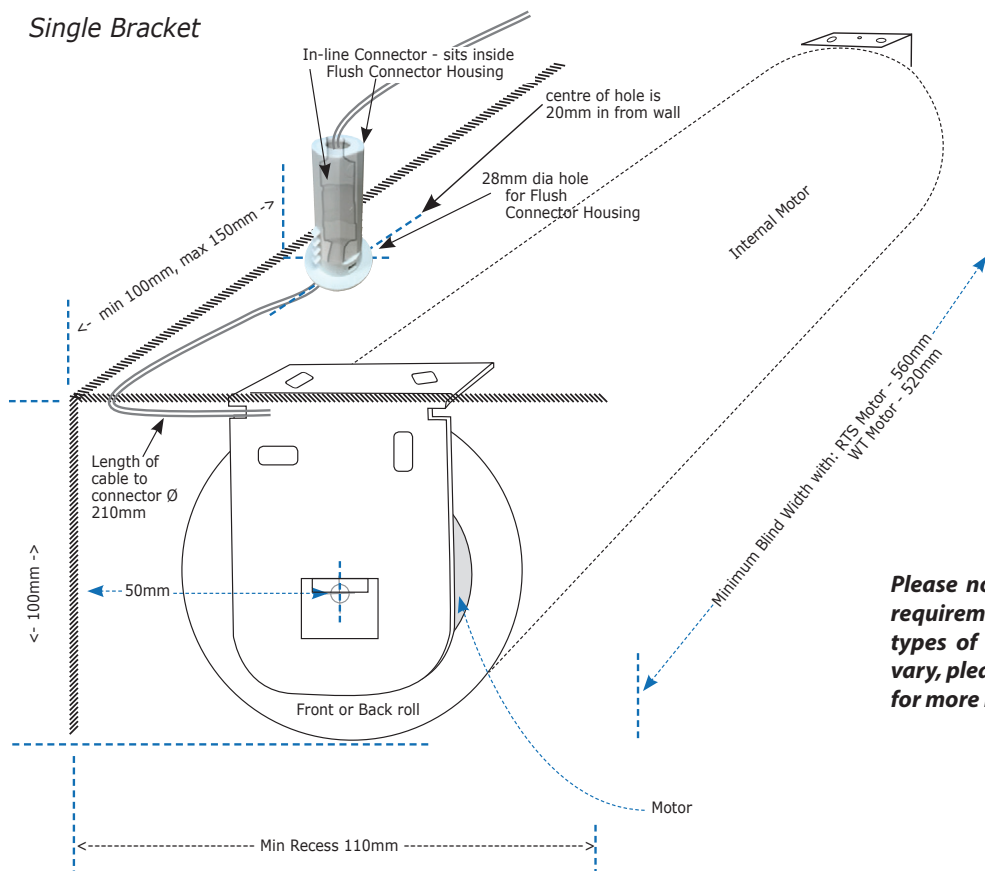
Technical Data

Item Number	9026397
Item Description	Flush Connector Housing
Size	67 x 22 x 25mm
Colour	White
Patented Design	Au Pat 2018100721

Sec. : Blocco
Date : May 2021

Example of connection and recess sizing for a Single Motorised Blocco Roller Blind

Single Bracket

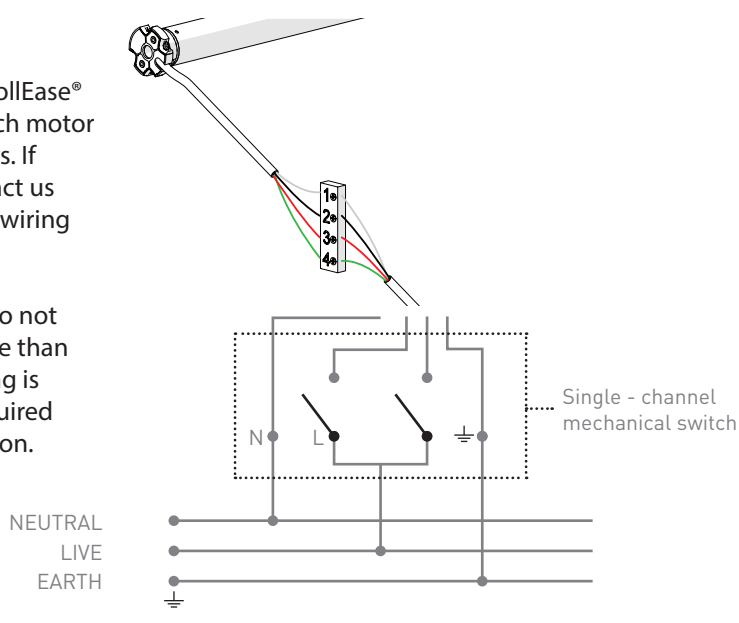


Please note: electrical requirements for other types of product may vary, please contact us for more information

Power Options:

Parallel Wiring - Do not wire RollEase® standard motors in parallel. Each motor requires its own switch or relays. If group control is required contact us for the required controller and wiring information.

Multiple Switching Wiring - Do not wire one motor directly to more than one switch. If multiple switching is required contact us for the required controller and wiring information.





Rollease Acmeda - Blocco Roller Blind Motorisation - Wired & Wirefree

Control Options

Paradigm Remotes feature a contemporary design with touch sensitive controls. Available in single and fifteen channel models, paradigm remotes are compatible with all ARC motors. An LCD with levelling control features on the 15 channel remote, allowing for precise positioning of your blind.



Remote

Descr: Paradigm 5CH ARC Remote (5 Channel)

Automate Pulse/App

Whether you are at home or away, you can accurately control your blinds via the animated interface on your smart phone. Bi-directional communication allows you to visualise the exact positioning of blinds whilst also tracking the battery levels. Within the app, automate hub allows you to group shades into rooms making it easier to operate multiple blinds at once. Timers are also available allowing you to control sunlight throughout the day. This can help with heat loss/gain and provide UV protection to furnishings.

Automate Pulse Specifications		Automate Pulse Capabilities	
Installation	Desktop or wall mounted	Accounts per Hub	5 (1 admin, 4 guests)
Power Input	SVDC/1A	Locations per account	5
Rated Current	500mA	Devices per Hub	30
Rated Power	<2.5W	Hubs per location	5
Standby Power	≤300mA	Rooms per location	30
Wi-Fi Network	802.11 b/g/n - 2.4GHz only	Scenes per location	20
Device Central Frequency	433MHz	Timers per location	20
Radio Coverage	30m for device control (indoors)	Connection: Ethernet and Wifi	
Protection Class	IP20		
Antenna	Built-in		
Working Temperature	-10 ° to 45 °		
Storage Temperature	-20 ° to 55 °		


Automate Pulse 2 Hub



SERIAL INTERFACE



REMOTE ACCESS



TIMERS



SCENES



MANAGE ROOMS



SMART PHONE MOTOR SETUP



SETUP WIZARD



MANAGE LOCATIONS



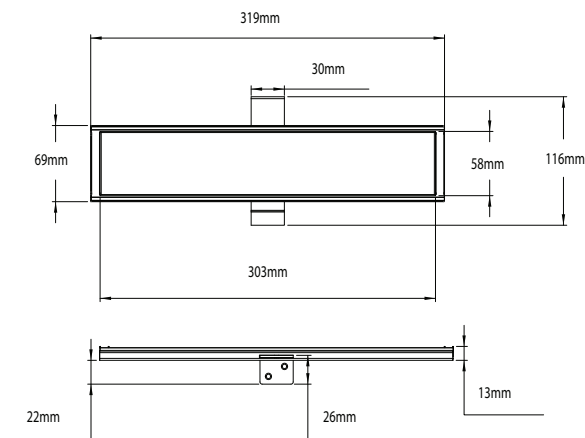
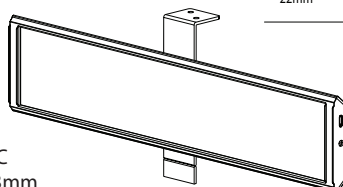
433MHZ BI-DIRECTIONAL

Solar Panel Charger

The Rollease Acmeda® solar panel charger is great for hard to reach places. The solar panel will allow you to raise and lower your blinds once a day whilst maintaining a constant charge to the motor. The mono-silicon/crystal solar panel provides power in varied conditions including in shadow-cast and low light situations. Panels can also be wired in parallel to provide additional power for larger applications.

Solar Panel

- Output voltage 12.6V
- Output power 2.73W
- Working Temperature: -20°C - 80°C
- Dimensions: 303mm x 58mm x 13mm



Pictured
Solar Panel dimensions



Sec. : Blocco
Date: May 2021

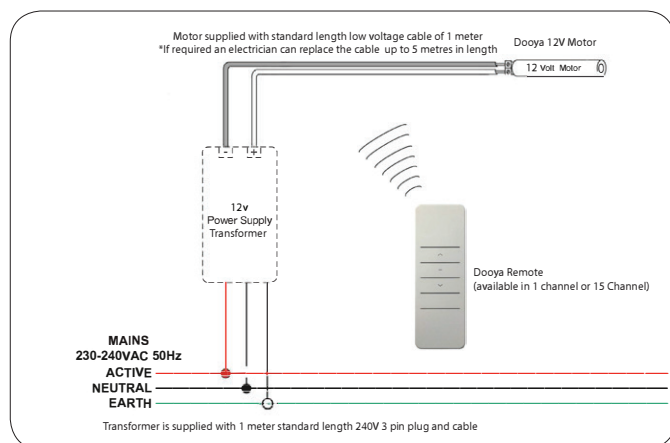
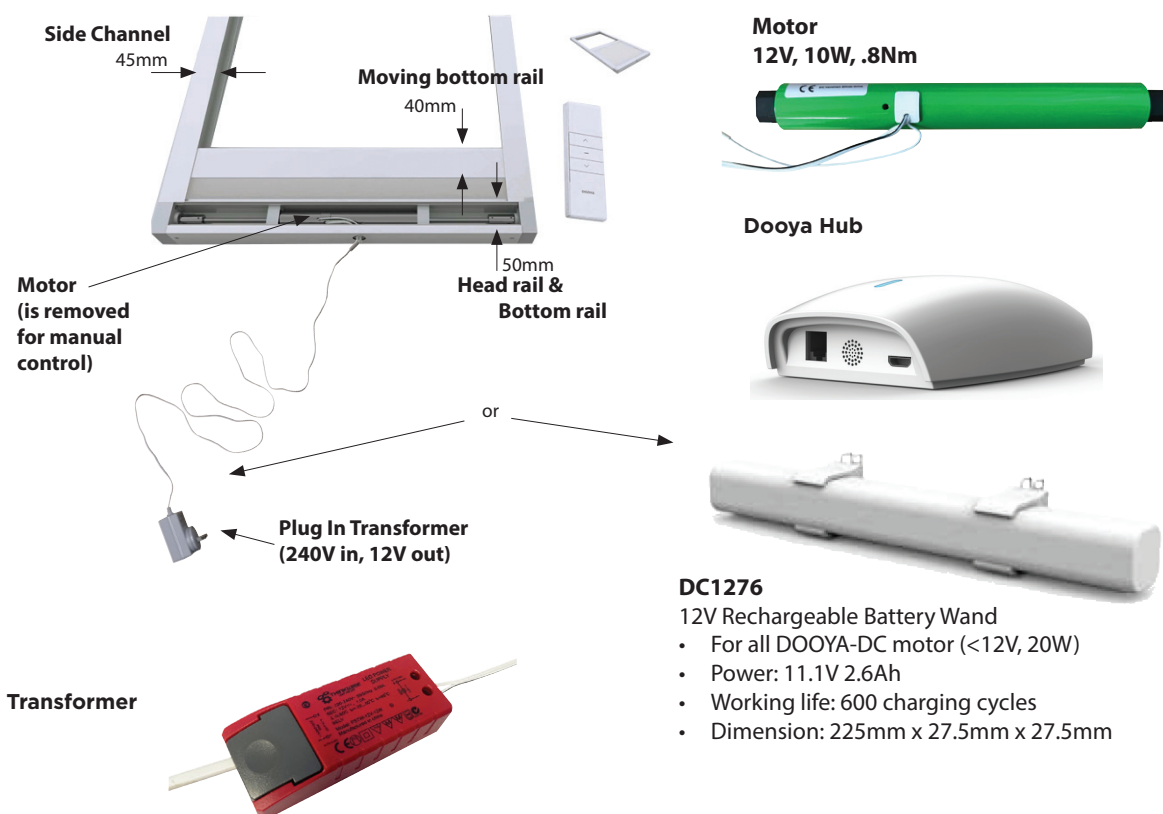
Blocco Honeycomb Blind

- Motorisation options & Manual Control

Motorised Operation:

For windows that are out of reach such as conservatories or some commercial installations, Window Treatments can motorise your Blocco Honeycomb blinds with a hard-wired Dooya 12v motor, or by an external rechargeable lithium battery. The raising and lowering of the blind is achieved with a rotating spool within the head rail which is driven by motor.

A small solar panel can also be connected to the battery pack to boost the operational life of the battery.



DC1289A

Dooya Solar Panel

- Output voltage: 12.6V
- Output power: 3W
- Working Temperature: -20°C ~ + 80°C
- Service life: 5 years
- Dimension: 419mm x 54mm x 16mm

Horizontal Blinds - Motorisation

Horizontal Blinds - Motorisation

Motorisation control is available on Aluminium 25mm & 50mm venetians and New Image 50mm & 63mm Blinds. Automation is via Somfy's range of Sonesse motors. These ultra-quiet motors set the standard for internal blind automation. Somfy's wide range of control options include hand held radio remote control with a scroll wheel for precision tilt positioning, timers, and even a full building management system. Window Treatments NZ Ltd is an authorized Somfy automation specialist.

240 Volt AC Motor: Sonesse 40

Performances	Sonesse 3/30	Sonesse 6/20
Torque	3nm	6nm
Nominal Voltage	230v	230v
Rated Current	0.44	0.55
Rated Power	95W	120W
Speed	30RPM	20RPM
Thermal Protection	4 Min	4 Min
Radio Frequency	433.42	433.42
Sound Level (DB)	42	45
Cable Length	2500mm	2500mm
IP Rating	IP 44	IP 44
Insulation Class	II	II

Blind Type >	Aluminium 50mm	New Image
Min Width	665mm	665mm
Max Width	2400mm	1800mm
Min Drop	300mm	300mm
Max Drop	2400mm	2100mm

24 Volt DC Concept 25 System - Motor: LV25

Performances	LV25 - B44
Torque	0.4nm
Speed	40rpm
Rated Voltage	24V
Rated Current	0.3A
Running time before thermal cut off	7 Min
Motor Weight	0.145kg
IP Rating	IP 40

Blind Type >	Aluminium 25mm (Short Cone)	Aluminium 25mm (Long Cone)
Min Width	600mm	670mm
Max Width	2400mm	2400mm
Min Drop	300mm	300mm
Max Drop	1700mm	3000mm



RTS Radio Transmitted Signal - Wireless :



Scroll wheel for precise adjustment of horizontal blind slats

Wall switches or Remote controls can be used to manage a blind or groups of blinds with tilting slats equipped with RTS technology as well as activate or take control of a sun sensor. With the Telis Mod/Var with Scroll Wheel, slats are precisely positioned using a central thumbwheel. Up, down, stop and preferred position settings are achieved using the « my » key. Available in Pure, Silver and in single channel model


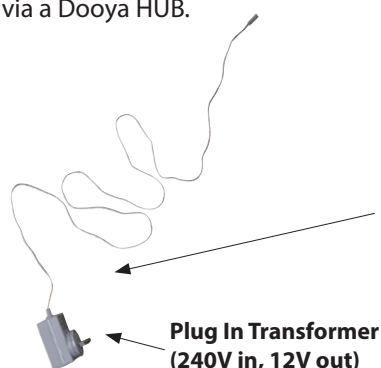
Honeycomb Pleated - Motorisation



Motorised Operation:

For windows that are out of reach such as conservatories or some commercial installations, Window Treatments can motorise your Honeycomb pleated blinds with a hard-wired Dooya 12v motor, or by an external rechargeable lithium battery. The raising and lowering of the blind is achieved with a rotating spool within the head rail which is driven by motor. A small solar panel can also be connected to the battery pack to boost the operational life of the battery.

Control options: The blinds can be operated by remote and/or integrated into a BMS system via a Dooya HUB.



DC1276

12V Rechargeable Battery Wand

- For all DOOYA-DC motor (<12V, 20W)
- Power: 11.1V 2.6Ah
- Working life: 600 charging cycles
- Dimension: 225mm x 27.5mm x 27.5mm

Dooya Hub



Motor

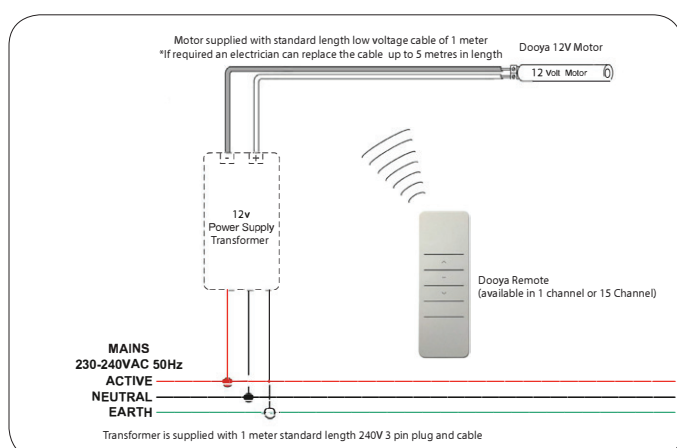
12V, 10W, .8Nm




DC1289A

Dooya Solar Panel

- Output voltage: 12.6V
- Output power: 3W
- Working Temperature: -20°C ~ + 80°C
- Service life: 5 years
- Dimension: 419mm x 54mm x 16mm



Head rail configuration



Honeycomb Pleated - Maximum Size Specifications

Control Type	Honeycomb Type (single cell)	Min / Max Blind Size			
		Max m ²	Min Width	Max Width	Max Drop
Clutch (cord on one side)	25mm	6.75 m ²	300mm	2700mm	2500mm
Clutch (cord on one side)	38mm	6.75 m ²	300mm	2700mm	3000mm
Motorised 12v with 230v transformer	25mm	6.75 m ²	840mm	2700mm	2500mm
Motorised 12v with Rechargeable Battery	38 mm	6.75 m ²	840mm	2700mm	2500mm

Sec. :Honeycomb
Pleated
Date : May 2021



Awnings - Motorisation Italia Box

Motorisation



Window Treatments' motorised awnings are surprisingly simple and inexpensive. All awning systems can be automated using Somfy's range of motors. These robust motors set the standard for awning automation. Somfy's wide range of weather sensor options include sun, wind and rain control.

An automated awning is capable of extending or retracting automatically when it is needed. The benefits of this include protecting your awning from wind damage, making the building appear occupied, and maintaining a comfortable indoor temperature which can reduce cooling costs. A variety of control options are available to suit different automation requirements such as individual control, multiple control, group control, master control or automatic control using weather sensors.

Window Treatments NZ Ltd is an Authorised Somfy Automation Expert. For further information on how a Somfy Automated solution can enhance your design, please contact motorisation@window-treatments.co.nz

Italia Box Motorisation (optional)

Italia Box uses six different types of motors for automation depending on the size of the awning installation. Refer to Motor selection chart.

Motor Selection		Width <2.5m	Width >2.5m	4 Arms
Italia Box	RTS	Altus 10/17	Altus 25/17	Altus 40/17
	WT	Jet 10/17	Gemini 25/17	Mariner 40/17

KEY:

WT = Mechanical switch hardwired to the motor.

RTS = Remote control (handheld or wallmounted)

Maximum Width: 4.5m

Maximum Projection: 1.4m

Performances	Altus 10/17	Jet 10/17	Altus 25/17	Gemini 25/17	Altus 40/17	Mariner 40/17
Torque	10 Nm	10 Nm	25 Nm	25 Nm	40 Nm	40 Nm
Nominal Voltage	230v	230v	230v	230v	230v	230v
Rated Current	0.5 A	0.5 A	0.8 A	0.8 A	1.2 A	1.2 A
Rated Power	120W	120W	170W	170W	270W	270W
Speed	17 RPM	17 RPM	17 RPM	17 RPM	17 RPM	17 RPM
Thermal Protection	4 Min	4 Min	4 Min	4 Min	4 Min	4 Min
Radio Frequency	433.42	433.42	433.42	433.42	433.42	433.42
Sound Level (DB)	47	47	56	56	57	57
Cable Length	3000mm	2500mm	3000mm	2500mm	3000mm	2500mm
IP Rating	IP 44	IP 44	IP 44	IP 44	IP 44	IP 44
Insulation Class	I	I	I	I	I	I

Somfy Sensors

Weather Sensors can be used for automatic control. These include rain, wind and sun sensors. Rain and wind sensors will retract your awning when it is raining, or if wind speeds exceed 35 km/h. The sun sensor works on light level and can be programmed to a specific light level.

Sunis Wirefree
RTS Sun Sensor



Wind Sensor



Ondeis Rain Sensor



Remote Control



Hard Wire Switch



Motion Sensor



Awnings - Motorisation Palladio

Motorisation

Window Treatments' motorised awnings are surprisingly simple and inexpensive. All awning systems can be automated using Somfy's range of motors. These robust motors set the standard for awning automation.



Somfy's wide range of weather sensor options include sun, wind and rain control.

An automated awning is capable of extending or retracting automatically when it is needed (note: pitch can only be manually adjusted). The benefits of this include protecting your awning from wind damage, making the building appear occupied, and maintaining a comfortable indoor temperature which can reduce cooling costs. A variety of control options are available to suit different automation requirements such as individual control, multiple control, group control, master control, automatic control using weather sensors and manual override in the event of power failure (Only when model CSI 40/12 motor is used). Awnings are installed by Window Treatments installers with Somfy 230v Tubular motors which are housed inside the awning tube. The motors have a 3m power flex which is to be connected to the power supply by a registered Electrician. Window Treatments can recommend an electrician to complete this work if necessary.

Window Treatments NZ Ltd is an Authorised Somfy Automation Expert. For further information on how a Somfy Automated solution can enhance your design, please contact motorisation@window-treatments.co.nz

Palladio Motorisation (optional)

Palladio uses six different types of motors for automation depending on the size of the awning installation. Refer to Motor selection chart.

Motor Selection		Projection <2.6m	Proj >2.6m
Palladio	RTS	Altus 25/17	Altus 40/17
	WT	Gemini 25/17	Mariner 40/17

KEY:
WT = Mechanical switch hardwired to the motor.
RTS = Remote control (handheld or wallmounted)
Maximum Width: 7m
Maximum Projection: 3.6m

Performances	Altus 25/17	Gemini 25/17	Altus 40/17	Mariner 40/17	Mariner CSI 40/12
Torque	25 Nm	25 Nm	40 Nm	40 Nm	40 Nm
Nominal Voltage	230v	230v	230v	230v	230v
Rated Current	0.8 A	0.8 A	1.2 A	1.2 A	1.1A
Rated Power	170W	170W	270W	270W	240W
Speed	17 RPM	17 RPM	17 RPM	17 RPM	12 RPM
Thermal Protection	4 Min	4 Min	4 Min	4 Min	4 Min
Radio Frequency	433.42	433.42	433.42	433.42	433.42
Sound Level (DB)	56	56	57	57	55
Cable Length	3000mm	2500mm	3000mm	2500mm	2500mm
IP Rating	IP 44	IP 44	IP 44	IP 44	IP 44
Insulation Class	I	I	I	I	I
Manual Override	No	No	No	No	Yes - RTS Motor, RH Control only

Somfy Sensors

Weather Sensors can be used for automatic control. These include rain, wind and sun sensors. Rain and wind sensors will retract your awning when it is raining, or if wind speeds exceed 35 km/h. The sun sensor works on light level and can be programmed to a specific light level.



Awnings - Motorisation Terrazza

Motorisation



Terrazza awnings are automated using Somfy's range of motors. These robust motors set the standard for awning automation. Somfy's wide range of weather sensor options include sun, wind and rain control.

Motorisation of the Terrazza awning (with sensor options) allows you to extend or retract the awning automatically when it is needed. The benefits of this include protecting your Terrazza awning from wind damage, making the building appear occupied, and maintaining a comfortable indoor temperature which can reduce cooling costs. A variety of control options are available to suit different automation requirements such as individual control, multiple control, group control, master control or automatic control using weather sensors.

Window Treatments NZ Ltd is an Authorised Somfy Automation Expert. For further information on how a Somfy Automated solution can enhance your design, please contact motorisation@window-treatments.co.nz

Terrazza Motorisation

Terrazza uses four different types of motors for automation depending on the size of the installation. Refer to Motor selection chart.

Motor Selection		<6m ²	>6m ²
Terrazza	RTS	Altus 25/17	Altus 40/17
	WT	Gemini 25/17	Mariner 40/17

KEY:
 WT = Mechanical switch hardwired to the motor.
 RTS = Remote control (handheld or wallmounted)
 Maximum Width: 4.0m
 Maximum Projection: 4.0m
 Note: Maximum coverage must not exceed 12m²

Performances	Altus 25/17	Gemini 25/17	Altus 40/17	Mariner 40/17
Torque	25 Nm	25 Nm	40 Nm	40 Nm
Nominal Voltage	230v	230v	230v	230v
Rated Current	0.8 A	0.8 A	1.2 A	1.2 A
Rated Power	170W	170W	270W	270W
Speed	17 RPM	17 RPM	17 RPM	17 RPM
Thermal Protection	4 Min	4 Min	4 Min	4 Min
Radio Frequency	433.42	433.42	433.42	433.42
Sound Level (DB)	56	56	57	57
Cable Length	3000mm	2500mm	3000mm	2500mm
IP Rating	IP 44	IP 44	IP 44	IP 44
Insulation Class	I	I	I	I

Somfy Sensors

Weather Sensors can be used for automatic control. These include rain, wind and sun sensors. Rain and wind sensors will retract your awning when it is raining, or if wind speeds exceed 35 km/h. The sun sensor works on light level and can be programmed to a specific light level.



Louvre Roof - Motorisation

Motorisation

- All Louvre Roofs are motorised with a retro-styled stainless steel 240v Elero Picolla XL-P (German) motor (Manual control is not available).
- Integrated isolation relays enabling parallel connection of several actuators.
- Weather-resistant 230V linear actuator made of stainless steel.
- Additional isolation relays are not required.
- Reduced installation expenditure and higher security against incorrect use.
- Control of several linear actuators in parallel (without synchronisation).
- Motor can be installed on either projection side of the louvre roof but the selected side must be stated on the order.
- Motor is installed on the top of the projection beam (100mm clear space is required above the projection beam the motor is installed upon).
- Louvres in the open position project 75mm beyond the top of the projection and cross beams therefore 75mm clear space must be provided on all beams and cross bars to allow for this rotation.
- Louvres in the open position are flush with the underside of the projection and cross beams.
- Control options are:
 - Somfy Remote with Receiver - optional upgrade with a Connexoon Automation Hub.
 - Hard wired to a wall switch or Hard wired to a Post mounted switch
- Wind or Rain Sensors. Note: it is not possible to install both a wind sensor and a rain sensor.



Somfy Remote



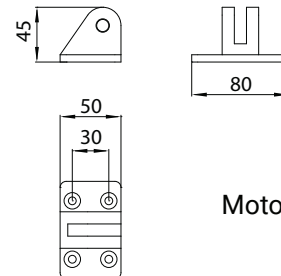
Post mounted switch

Electrical Connections

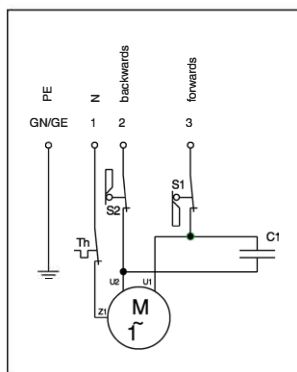
The Louvre Roof is installed by Window Treatments installers with a 240v Elero Piccolo XL-P external motor which is fastened to the middle of the top side, of one of the Projection Beams. The motor has a grey 4m power flex which is to be connected to the power supply by a registered Electrician. Window Treatments can recommend an electrician to complete this work if necessary. Power cables and connections can be installed by the registered Electrician, inside or outside the hollow louvre roof beams and posts, however all such work must conform to the Electrical Code.



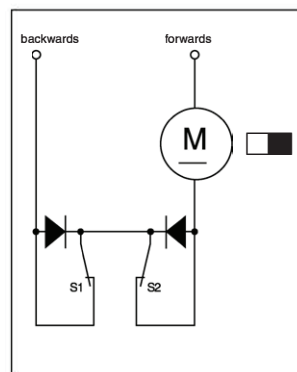
Drive - Piccolo XL-P motor with rod bracket attached



Motor bracket

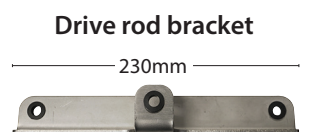


WS0800/230V 1AC



GS0300/24V DC

- S1 = Limit switch piston rod out
- S2 = Limit switch piston rod in
- C1 = Capacitor (internal)
- Th = Thermal protection



Drive rod bracket

Securo® - Motorisation



Motorisation option - Securo 75-110

Window Treatments NZ Ltd offers a motorized option for most styles of Securo®s through Somfy motorisation. This includes RTS and Wired motors as well as remotes, wall mounted switches, optional wind and light sensors and the ability to be linked with a building management system.

Securo® 75-110 Channel Guide/Wire Guide uses one of three different motors for automation depending on the size of your application

Motor Selection		<6m ²	>6m ²
Securo 75-110	RTS	Maestria 6/17	Maestria 10/17
	WT	Ariane 6/17	Jet 10/117

KEY:

WT = Mechanical switch hardwired to the motor.
RTS = Remote control (handheld or wallmounted)
Maximum Width: 4.6m
Maximum Drop: 3.0m (subject to fabric choice)

Performances	Maestria 6/17	Maestria 10/17	Ariane 6/17
Torque	6 Nm	10 Nm	6 Nm
Nominal Voltage	230v	230v	230v
Rated Current	0.45 A	0.5 A	0.4 A
Rated Power	105W	120W	90W
Speed	17 RPM	17 RPM	17 RPM
Thermal Protection	4 Min	4 Min	4 Min
Radio Frequency	433.42	433.42	-
Sound Level (DB)			46
Cable Length	3000mm	3000mm	2500mm
IP Rating	IP 44	IP 44	IP 44
Insulation Class	I	I	I

Somfy Sensors

Weather Sensors can be used for automatic control. These include wind and sun sensors. Wind sensors will retract your awning if wind speeds exceed 35 km/h. The sun sensor works on light levels and can be programmed to a specific light level.

Eolis RTS Wind Sensor Soliris RTS- Sun & Wind Sensor



Sunis Wirefree RTS Sun Sensor



Motorisation - Securo® Max Channel Guide/Wire Guide

Window Treatments NZ Ltd offers a motorised option for most styles of Securo®s through Somfy motorisation. This includes RTS and Wired motors as well as remotes, wall mounted switches, optional wind and light sensors and the ability to be linked with a building management system.

Securo® Max Channel Guide/Wire Guide uses one of four different motors for automation depending on the size of your application

Motor Selection		<10m ²	>10m ²
Securo Max	RTS	Maestria 10/17	Maestria 25/17
	WT	Jet 10/17	Gemini 25/17

KEY:

WT = Mechanical switch hardwired to the motor.
RTS = Remote control (handheld or wallmounted)
Maximum Width: 10m
Maximum Drop: 3.0m

Performances	Maestria 10/17	Jet 10/17	Maestria 25/17	Gemini 25/17
Torque	10 Nm	10 Nm	25 Nm	25 Nm
Nominal Voltage	230v	230v	230v	230v
Rated Current	0.5 A	0.5 A	0.8 A	0.8 A
Rated Power	120W	120W	170W	170W
Speed	17 RPM	17 RPM	17 RPM	17 RPM
Thermal Protection	4 Min	4 Min	4 Min	4 Min
Radio Frequency	433.42	433.42	433.42	433.42
Sound Level (DB)		47		57
Cable Length	3000mm	2500mm	3000mm	2500mm
IP Rating	IP 44	IP 44	IP 44	IP 44
Insulation Class	I	I	I	I

Somfy Sensors

Weather Sensors can be used for automatic control. These include wind and sun sensors. Wind sensors will retract your awning if wind speeds exceed 35 km/h. The sun sensor works on light levels and can be programmed to a specific light level.

Eolis RTS Wind Sensor Soliris RTS- Sun & Wind Sensor



Sunis Wirefree RTS Sun Sensor



Sec. : Securo
Date : Jun 2020



Café Blind - Motorisation

Motorisation - Café Blind

Window Treatments NZ Ltd offers a motorized option for Café Blinds through Somfy motorisation. This includes RTS and Wired motors as well as remotes, wall mounted switches and the ability to be linked with a building management system.

Café Blinds use one of four different motors for automation depending on the size of your application

Motor Selection		<10m ²	>10m ²
Securo Max	RTS	Maestria 10/17	Maestria 25/17
	WT	Jet 10/17	Gemini 25/17

KEY:
WT = Mechanical switch hardwired to the motor.
RTS = Remote control (handheld or wallmounted)
Maximum Width: 10m
Maximum Drop: 3.0m

Performances	Maestria 10/17	Jet 10/17	Maestria 25/17	Gemini 25/17
Torque	10 Nm	10 Nm	25 Nm	25 Nm
Nominal Voltage	230v	230v	230v	230v
Rated Current	0.5 A	0.5 A	0.8 A	0.8 A
Rated Power	120W	120W	170W	170W
Speed	17 RPM	17 RPM	17 RPM	17 RPM
Thermal Protection	4 Min	4 Min	4 Min	4 Min
Radio Frequency	433.42	433.42	433.42	433.42
Sound Level (DB)		47		57
Cable Length	3000mm	2500mm	3000mm	2500mm
IP Rating	IP 44	IP 44	IP 44	IP 44
Insulation Class	I	I	I	I

Note:

Somfy automatic Wind and Sun sensors are not suitable for Café Blinds given that the bottom rail is physically anchored to the ground when the blind is in the down position.